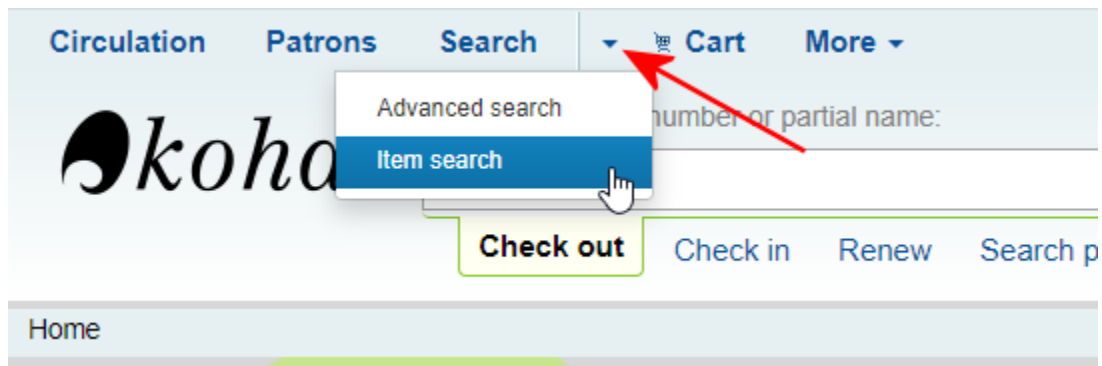
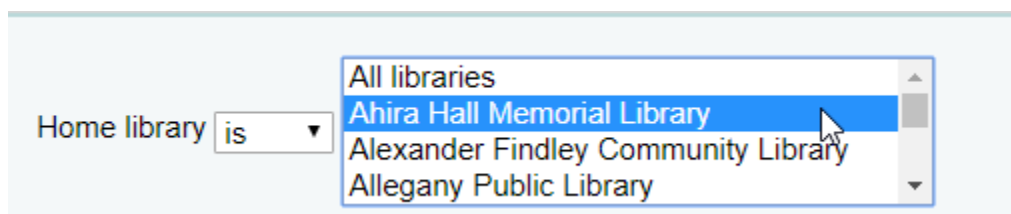


Koha Item Search

1. In the top menu of Koha, click the **arrow** next to **Search** and choose **Item search**

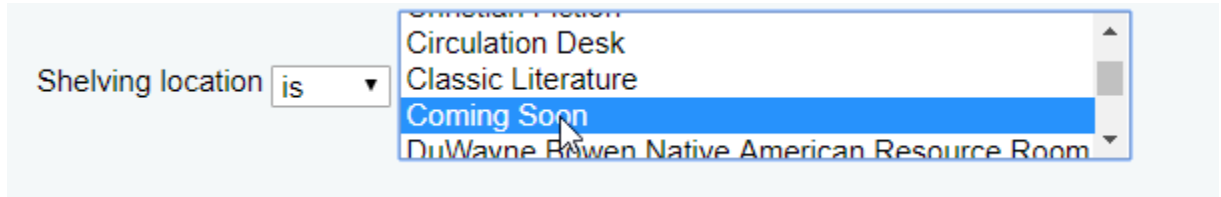


2. Make your selections based on the list of items you are searching for. In this example, we will run a list of items in the Shelving Location Coming Soon.
3. Choose your **library** in the **Home Library** drop-down, e.g. Ahira Hall Memorial Library

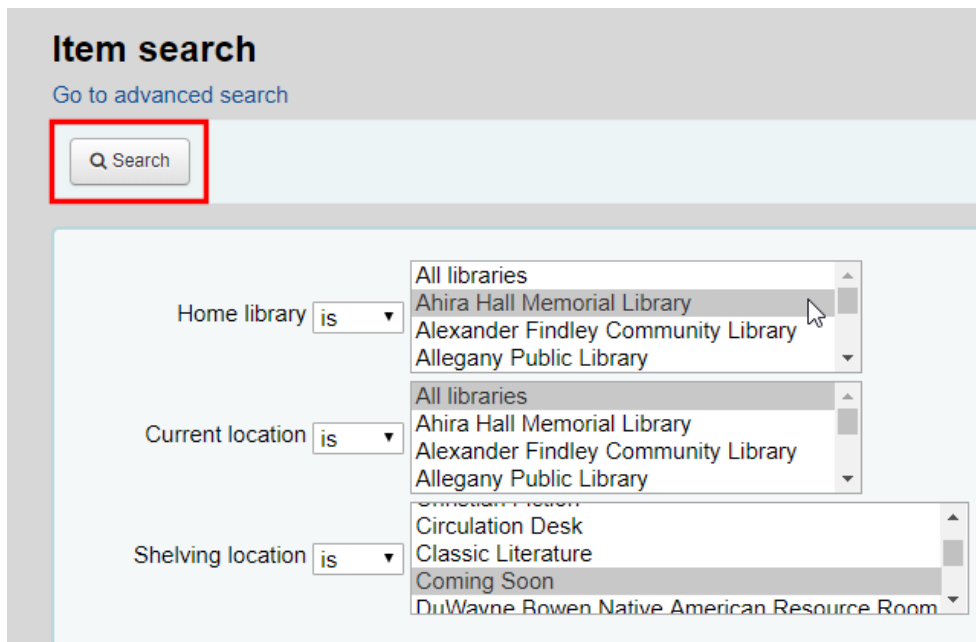




4. Choose **Coming Soon** in the **Shelving Location** drop-down



5. Click **Search**





- At this point, you may either scroll through the list on the screen or export it to Excel by clicking the **Export results to CSV** button

Item search results

[Go to advanced search](#)

Showing 1 to 20 of 63 Show 20 entries First Previous 1 2 3 4 Next Last

Title	Publication date	Publisher	Collection	Barcode	n
<input type="text" value="Title"/>	<input type="text" value="Publication date"/>	<input type="text" value="Publisher"/>	<input type="text" value="Collection"/>	<input type="text" value="Barcode"/>	<input type="text" value="C"/>
A horse for Kate / Ferrell, Miralee,					
Anna Finds a Friend Egan, Kate/ Disney Storybook Art Team (COR)/ Melaranci, Elisabetta (ILT)					
Baby Shark :					