





Meet Libby.

The one-tap reading app
from your library




Happy Reading

Brought to you by your local library and built with ❤️ by OverDrive.




Meet Libby.

The one-tap reading app
from your library



Happy Reading

Brought to you by your local library and built with ❤️ by OverDrive.




Meet Libby.

The one-tap reading app
from your library



Happy Reading

Brought to you by your local library and built with ❤️ by OverDrive.



Getting started with libby

Use the libby app to borrow digital books and audiobooks from a member library of the Chautauqua-Cattaraugus Library System.

This free app is available for Android, iOS, and Window 10 devices.

< **Step 1** > Install libby app from device's app store. (Doesn't work on your device? Try original OverDrive app. Fires sideload libby, <https://apps.goodereader.com/>. MP3 players use *desktop app* to transfer.)

< **Step 2** > Open app and find your library. You can search by library name, city, or zip code.

< **Step 3** > Browse your library's collection and borrow title. When prompted, sign in. You'll need a valid library card and PIN to complete this step.

< **Step 4** > Borrowed titles appear on your **Shelf** & download to app automatically so you can read them when offline.

From your Shelf, you can:

>> Tap **Open Book** or **Open Audiobook** to read or listen to title.

>> Tap cover image, then **Send to Device** to send book to Kindle.

>> Tap cover image to Return Title.



Happy Reading!
For more help, visit
help.overdrive.com

www.libraries.cc

Getting started with libby

Use the libby app to borrow digital books and audiobooks from a member library of the Chautauqua-Cattaraugus Library System.

This free app is available for Android, iOS, and Window 10 devices.

< **Step 1** > Install libby app from device's app store. (Doesn't work on your device? Try original OverDrive app. Fires sideload libby, <https://apps.goodereader.com/>. MP3 players use *desktop app* to transfer.)

< **Step 2** > Open app and find your library. You can search by library name, city, or zip code.

< **Step 3** > Browse your library's collection and borrow title. When prompted, sign in. You'll need a valid library card and PIN to complete this step.

< **Step 4** > Borrowed titles appear on your **Shelf** & download to app automatically so you can read them when offline.

From your Shelf, you can:

>> Tap **Open Book** or **Open Audiobook** to read or listen to title.

>> Tap cover image, then **Send to Device** to send book to Kindle.

>> Tap cover image to Return Title.



Happy Reading!
For more help, visit
help.overdrive.com

www.libraries.cc

Getting started with libby

Use the libby app to borrow digital books and audiobooks from a member library of the Chautauqua-Cattaraugus Library System.

This free app is available for Android, iOS, and Window 10 devices.

< **Step 1** > Install libby app from device's app store. (Doesn't work on your device? Try original OverDrive app. Fires sideload libby, <https://apps.goodereader.com/>. MP3 players use *desktop app* to transfer.)

< **Step 2** > Open app and find your library. You can search by library name, city, or zip code.

< **Step 3** > Browse your library's collection and borrow title. When prompted, sign in. You'll need a valid library card and PIN to complete this step.

< **Step 4** > Borrowed titles appear on your **Shelf** & download to app automatically so you can read them when offline.

From your Shelf, you can:

>> Tap **Open Book** or **Open Audiobook** to read or listen to title.

>> Tap cover image, then **Send to Device** to send book to Kindle.

>> Tap cover image to Return Title.



Happy Reading!
For more help, visit
help.overdrive.com

www.libraries.cc