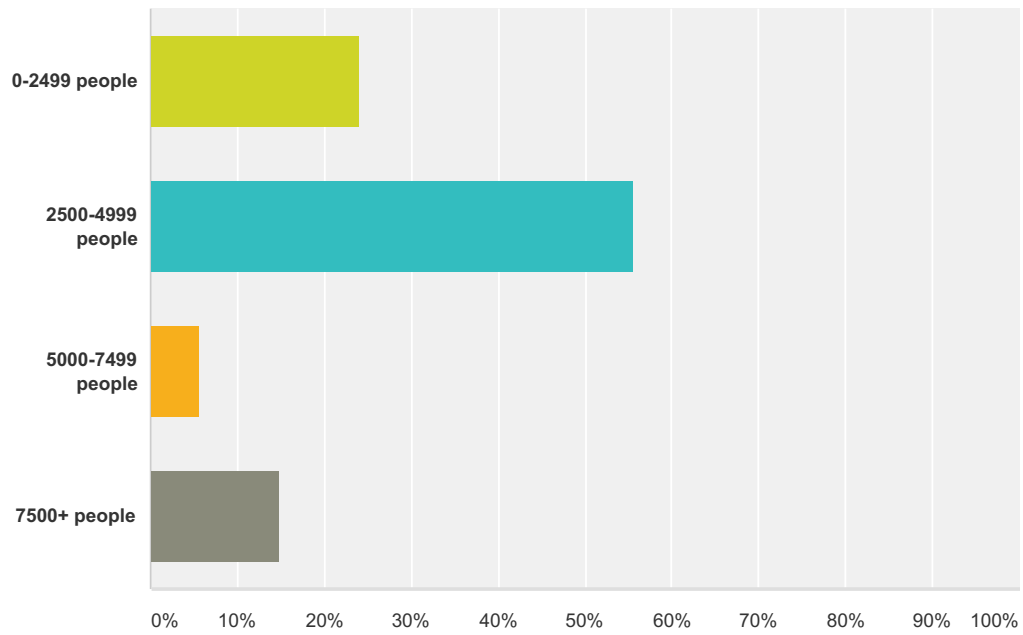


Q1 What is the approximate Service Area Population of your library?

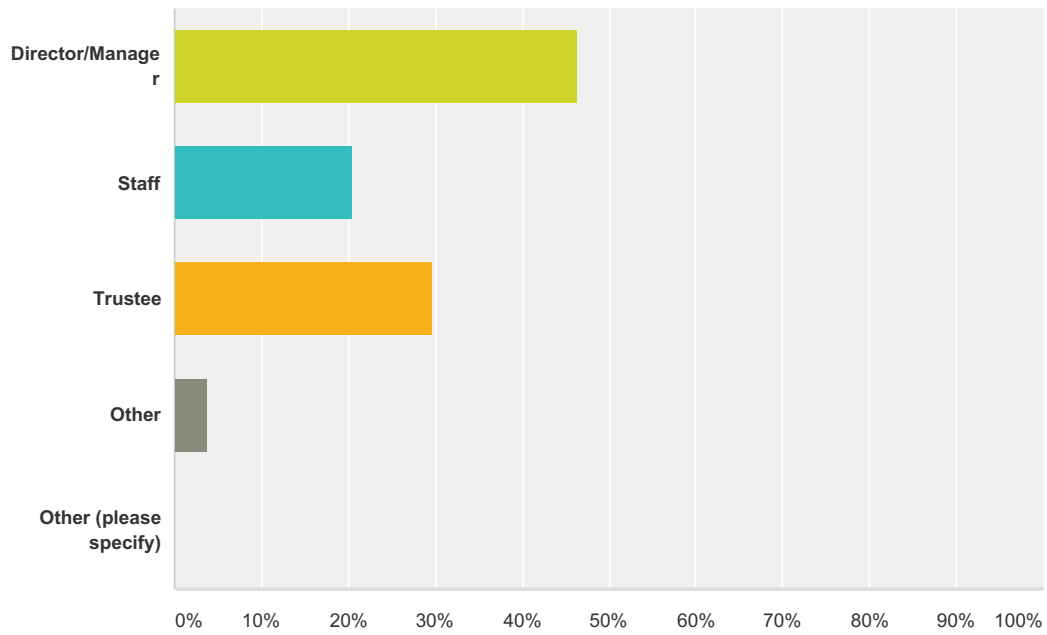
Answered: 54 Skipped: 0



Answer Choices	Responses
0-2499 people	24.07% 13
2500-4999 people	55.56% 30
5000-7499 people	5.56% 3
7500+ people	14.81% 8
Total	54

Q2 What is your role in the library?

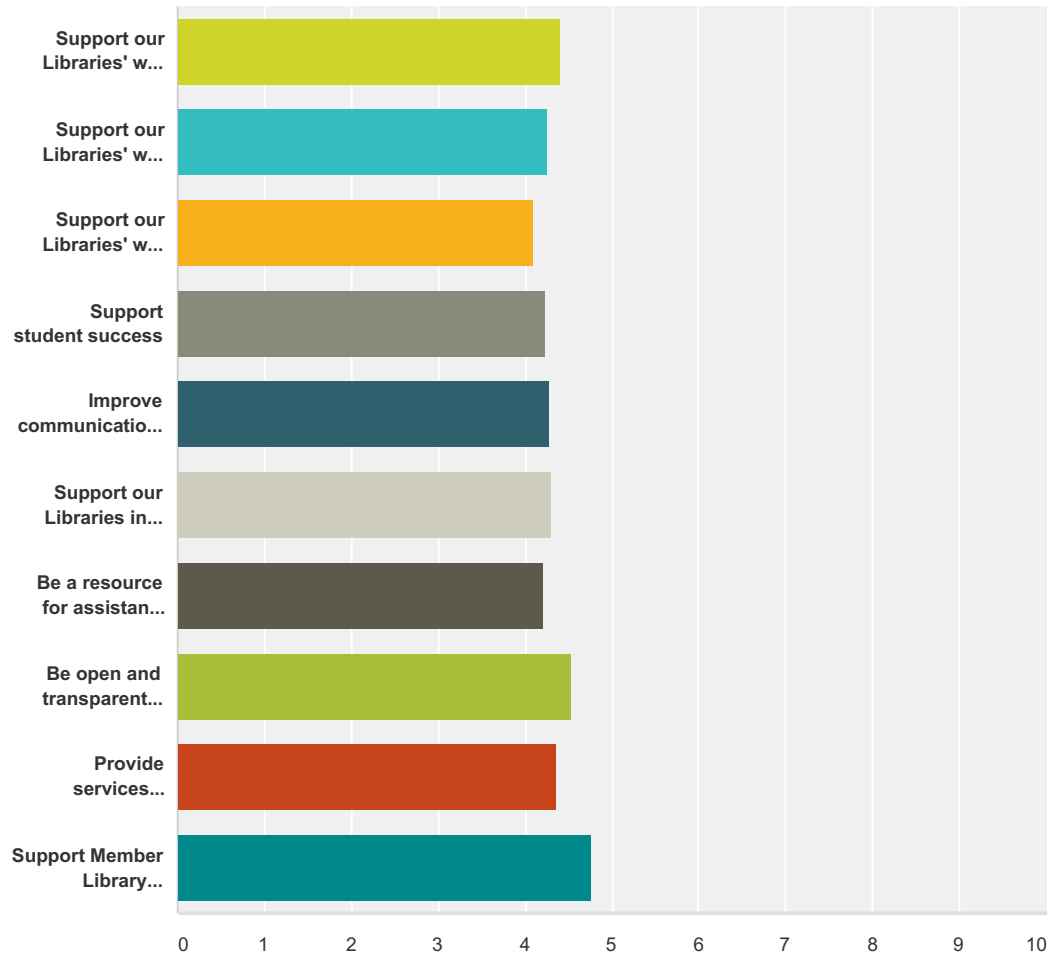
Answered: 54 Skipped: 0



Answer Choices	Responses	
Director/Manager	46.30%	25
Staff	20.37%	11
Trustee	29.63%	16
Other	3.70%	2
Other (please specify)	0.00%	0
Total		54

Q3 The following objectives are a part of the current (2012-2016) CCLS Strategic Plan. How successful has CCLS been in making progress towards completing these objectives?

Answered: 54 Skipped: 0

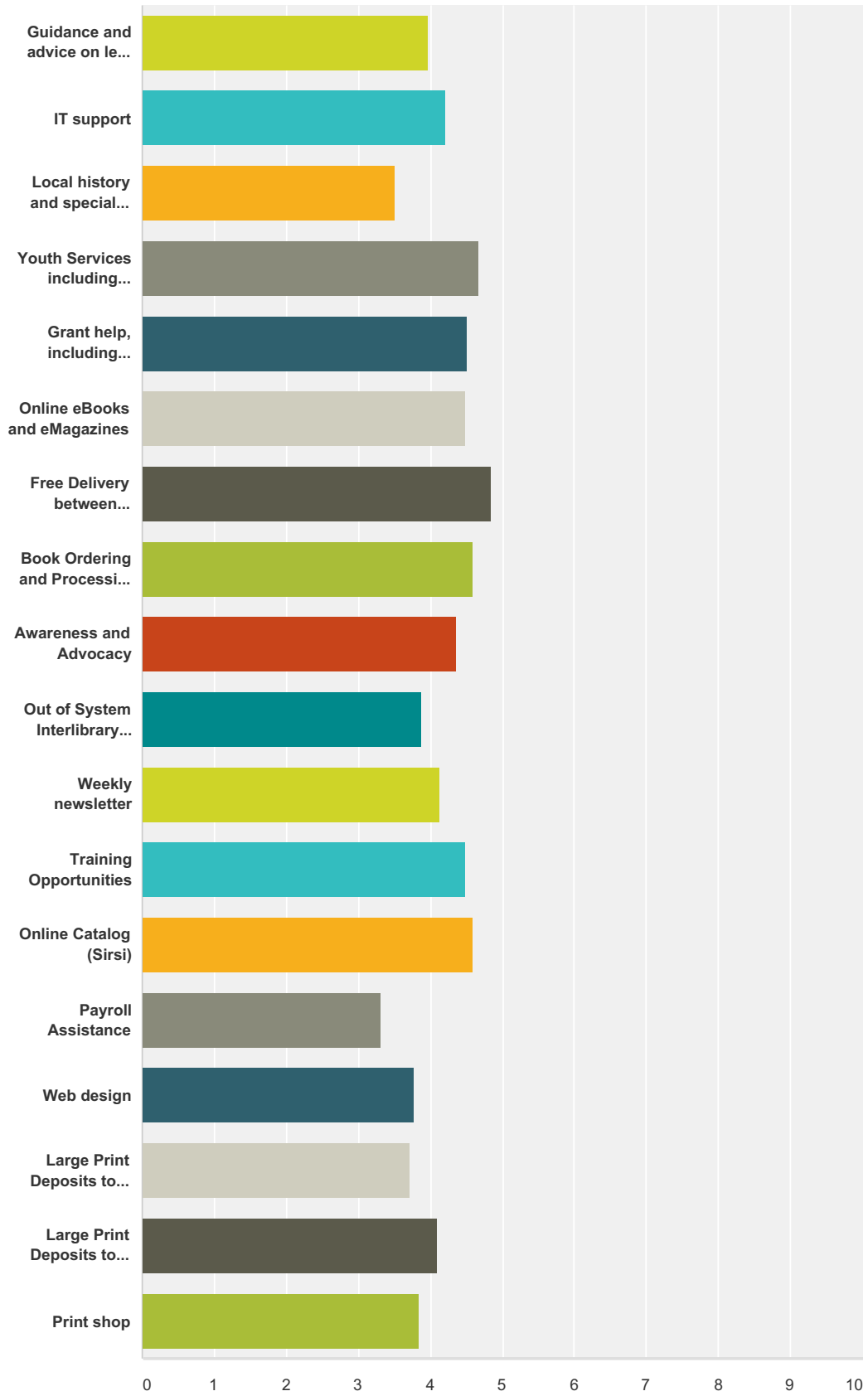


	1 (Very Unsuccessful)	2	3	4	5 (Very Successful)	I don't know	Total	Weighted Average
Support our Libraries' work with children and families	3.77% 2	0.00% 0	9.43% 5	35.85% 19	41.51% 22	9.43% 5	53	4.40
Support our Libraries' work with job seekers	4.00% 2	10.00% 5	18.00% 9	26.00% 13	8.00% 4	34.00% 17	50	4.26
Support our Libraries' work in preserving memory and culture	2.00% 1	14.00% 7	20.00% 10	22.00% 11	20.00% 10	22.00% 11	50	4.10
Support student success	4.00% 2	8.00% 4	14.00% 7	30.00% 15	22.00% 11	22.00% 11	50	4.24
Improve communication and facilitate discussion among member libraries	3.92% 2	0.00% 0	17.65% 9	27.45% 14	45.10% 23	5.88% 3	51	4.27

Support our Libraries in becoming effective library advocates	4.00% 2	0.00% 0	10.00% 5	44.00% 22	32.00% 16	10.00% 5	50	4.30
Be a resource for assistance with technology	3.92% 2	7.84% 4	9.80% 5	23.53% 12	50.98% 26	3.92% 2	51	4.22
Be open and transparent when making decisions that affect Member Libraries	1.96% 1	5.88% 3	7.84% 4	21.57% 11	47.06% 24	15.69% 8	51	4.53
Provide services effectively and efficiently with available funding	3.92% 2	0.00% 0	11.76% 6	27.45% 14	52.94% 27	3.92% 2	51	4.37
Support Member Library construction grants	3.85% 2	0.00% 0	1.92% 1	21.15% 11	55.77% 29	17.31% 9	52	4.77

Q4 The following are services that CCLS currently offers. How valuable are these services to your library and your community?

Answered: 53 Skipped: 1

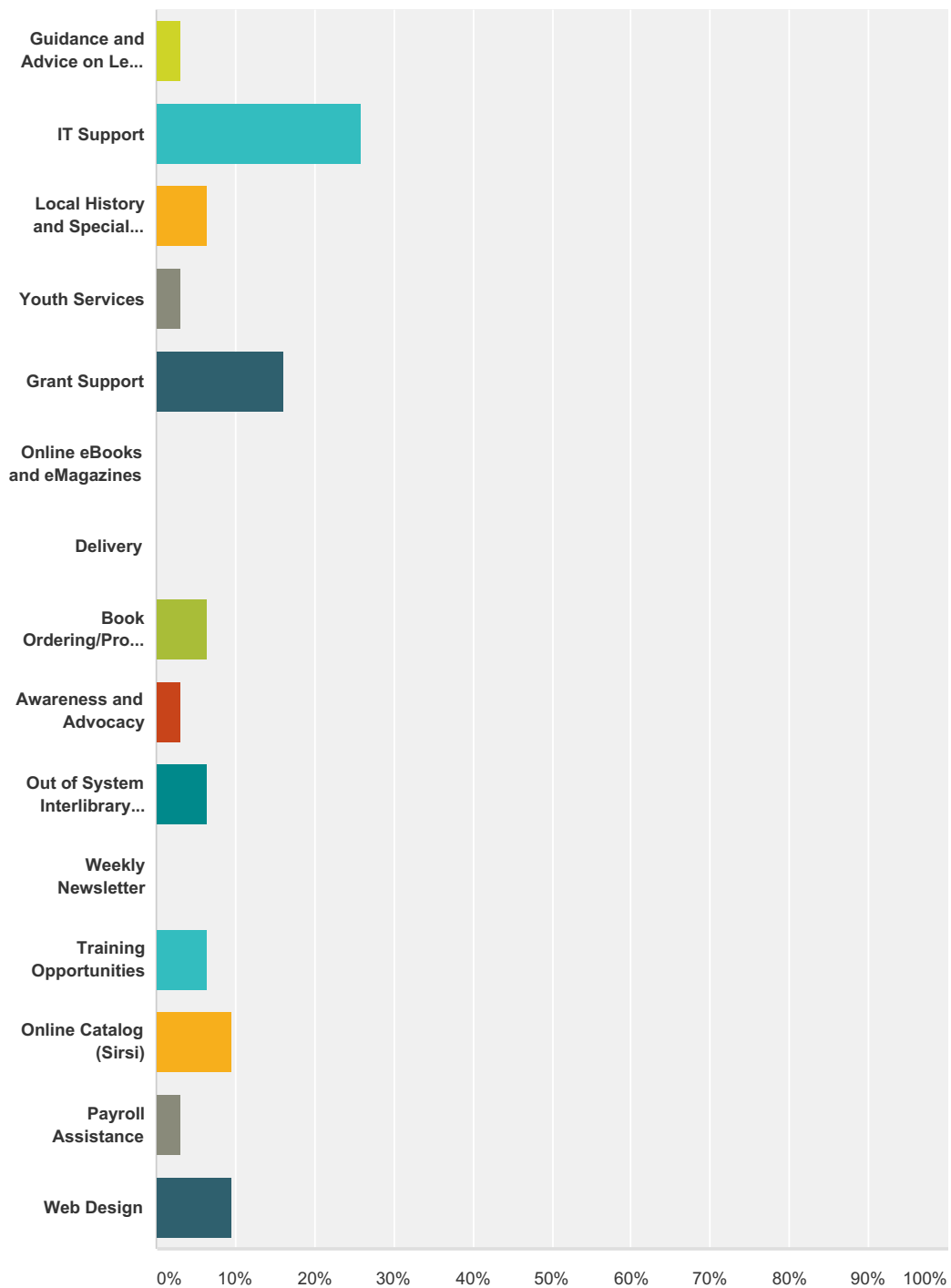


	1 (Not at all Valuable)	2	3	4	5 (Very Valuable)	I am not familiar with this service	Total	Weighted Average

Guidance and advice on legal and HR issues	7.69% 4	5.77% 3	3.85% 2	21.15% 11	36.54% 19	25.00% 13	52	3.97
IT support	5.88% 3	3.92% 2	15.69% 8	11.76% 6	62.75% 32	0.00% 0	51	4.22
Local history and special collections support	7.84% 4	7.84% 4	17.65% 9	23.53% 12	19.61% 10	23.53% 12	51	3.51
Youth Services including Summer Reading Program support	2.00% 1	0.00% 0	4.00% 2	16.00% 8	78.00% 39	0.00% 0	50	4.68
Grant help, including Construction Grants	1.96% 1	0.00% 0	5.88% 3	27.45% 14	60.78% 31	3.92% 2	51	4.51
Online eBooks and eMagazines	1.96% 1	3.92% 2	7.84% 4	13.73% 7	68.63% 35	3.92% 2	51	4.49
Free Delivery between libraries	1.96% 1	0.00% 0	0.00% 0	7.84% 4	90.20% 46	0.00% 0	51	4.84
Book Ordering and Processing support	1.96% 1	1.96% 1	5.88% 3	11.76% 6	72.55% 37	5.88% 3	51	4.60
Awareness and Advocacy	2.00% 1	4.00% 2	6.00% 3	22.00% 11	52.00% 26	14.00% 7	50	4.37
Out of System Interlibrary Loan	7.84% 4	3.92% 2	15.69% 8	17.65% 9	37.25% 19	17.65% 9	51	3.88
Weekly newsletter	1.96% 1	7.84% 4	9.80% 5	25.49% 13	43.14% 22	11.76% 6	51	4.13
Training Opportunities	1.96% 1	0.00% 0	9.80% 5	19.61% 10	58.82% 30	9.80% 5	51	4.48
Online Catalog (Sirsi)	1.96% 1	3.92% 2	1.96% 1	15.69% 8	74.51% 38	1.96% 1	51	4.60
Payroll Assistance	17.65% 9	0.00% 0	11.76% 6	7.84% 4	23.53% 12	39.22% 20	51	3.32
Web design	7.84% 4	5.88% 3	9.80% 5	15.69% 8	29.41% 15	31.37% 16	51	3.77
Large Print Deposits to Nursing Homes	5.88% 3	3.92% 2	13.73% 7	9.80% 5	23.53% 12	43.14% 22	51	3.72
Large Print Deposits to Member Libraries	11.76% 6	3.92% 2	0.00% 0	11.76% 6	50.98% 26	21.57% 11	51	4.10
Print shop	6.00% 3	4.00% 2	14.00% 7	12.00% 6	30.00% 15	34.00% 17	50	3.85

Q5 Which of the above has the most room for improvement?

Answered: 31 Skipped: 23



Answer Choices	Responses
Guidance and Advice on Legal and HR Issues	3.23% 1
IT Support	25.81% 8

Local History and Special Collections Support	6.45%	2
Youth Services	3.23%	1
Grant Support	16.13%	5
Online eBooks and eMagazines	0.00%	0
Delivery	0.00%	0
Book Ordering/Processing	6.45%	2
Awareness and Advocacy	3.23%	1
Out of System Interlibrary Loan	6.45%	2
Weekly Newsletter	0.00%	0
Training Opportunities	6.45%	2
Online Catalog (Sirsi)	9.68%	3
Payroll Assistance	3.23%	1
Web Design	9.68%	3
Total		31

Q6 What service(s) would you like us to offer that we do not currently offer?

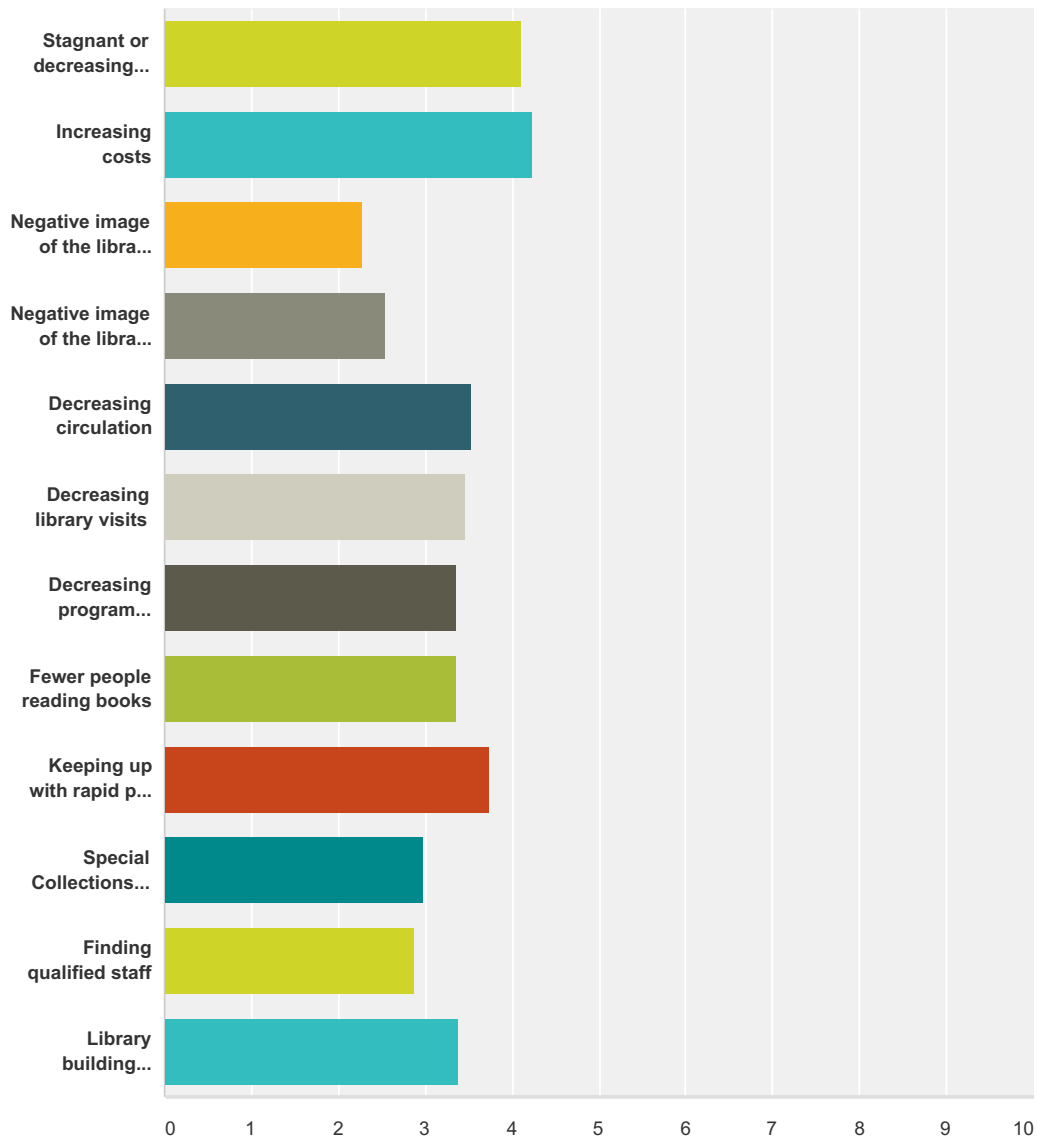
Answered: 18 Skipped: 36

Q7 What trends and changes in your community and the wider world will most affect library service in the coming five years?

Answered: 33 Skipped: 21

Q8 How worried are you about the following?

Answered: 52 Skipped: 2



	1 (Not at all Worried)	2	3	4	5 (Very Worried)	I don't know	Total	Weighted Average
Stagnant or decreasing funding	4.00% 2	6.00% 3	14.00% 7	26.00% 13	50.00% 25	0.00% 0	50	4.12
Increasing costs	2.00% 1	0.00% 0	16.00% 8	36.00% 18	46.00% 23	0.00% 0	50	4.24
Negative image of the library in the general public	36.73% 18	26.53% 13	20.41% 10	6.12% 3	10.20% 5	0.00% 0	49	2.27
Negative image of the library by funders	26.53% 13	30.61% 15	18.37% 9	14.29% 7	6.12% 3	4.08% 2	49	2.55
Decreasing circulation	4.00% 2	14.00% 7	32.00% 16	26.00% 13	24.00% 12	0.00% 0	50	3.52

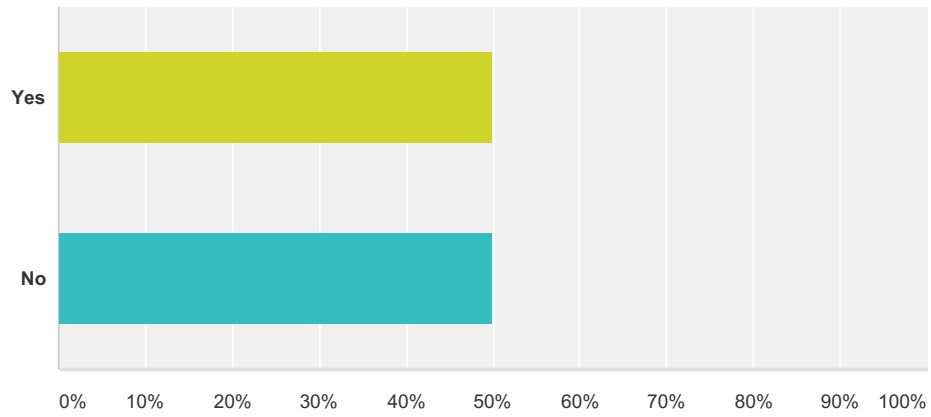
Decreasing library visits	6.00% 3	18.00% 9	24.00% 12	28.00% 14	24.00% 12	0.00% 0	50	3.46
Decreasing program attendance	10.20% 5	14.29% 7	26.53% 13	26.53% 13	22.45% 11	0.00% 0	49	3.37
Fewer people reading books	12.24% 6	16.33% 8	20.41% 10	26.53% 13	22.45% 11	2.04% 1	49	3.37
Keeping up with rapid pace of technological change	6.00% 3	8.00% 4	18.00% 9	42.00% 21	26.00% 13	0.00% 0	50	3.74
Special Collections preservation	11.76% 6	25.49% 13	31.37% 16	19.61% 10	7.84% 4	3.92% 2	51	2.98
Finding qualified staff	16.33% 8	22.45% 11	24.49% 12	30.61% 15	6.12% 3	0.00% 0	49	2.88
Library building maintenance and repair	20.00% 10	8.00% 4	14.00% 7	30.00% 15	28.00% 14	0.00% 0	50	3.38

Q9 What role can CCLS play in helping you to meet the needs and wants of your community in the coming five years?

Answered: 24 Skipped: 30

Q10 Are you a Library Director/Manager?

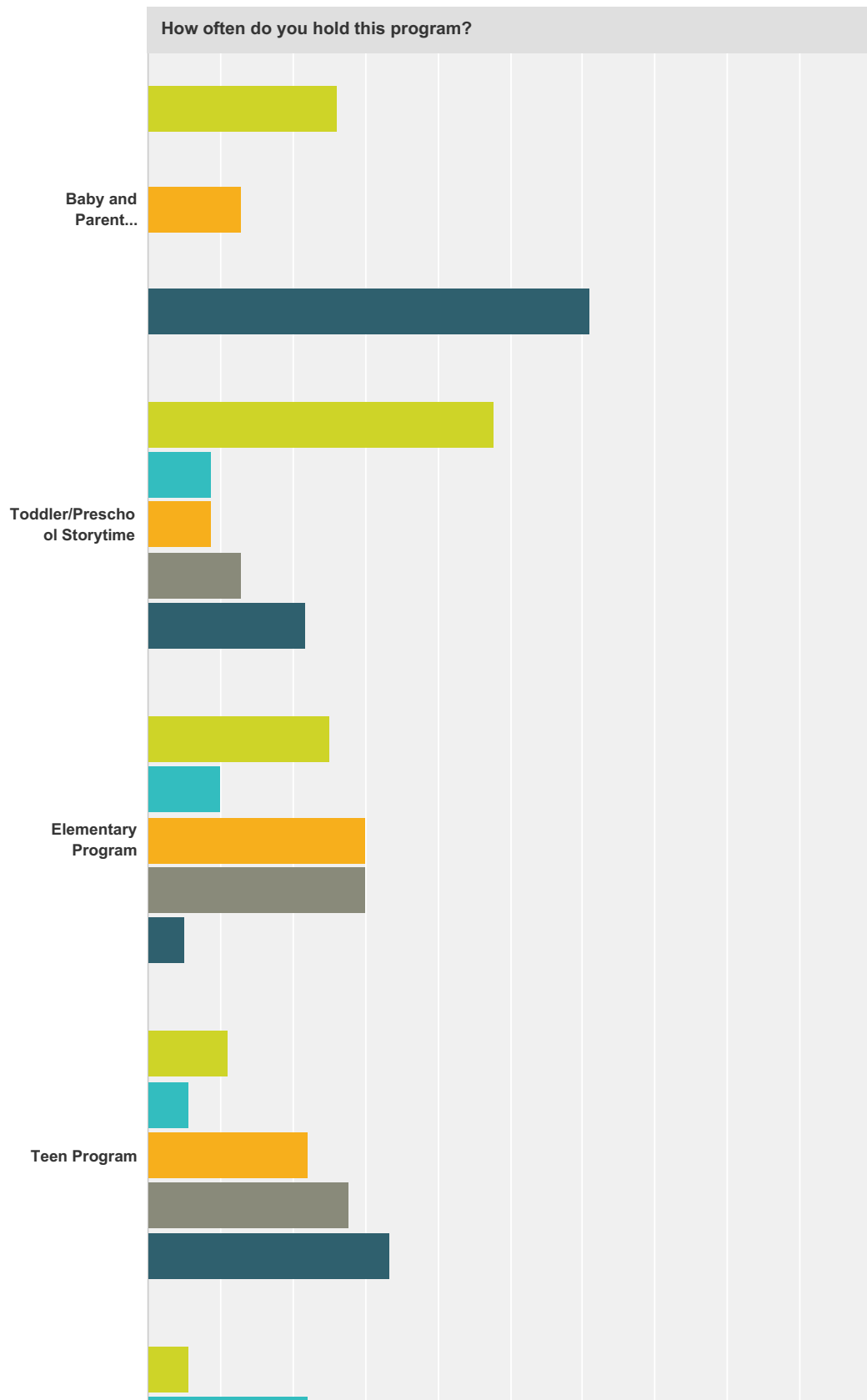
Answered: 52 Skipped: 2

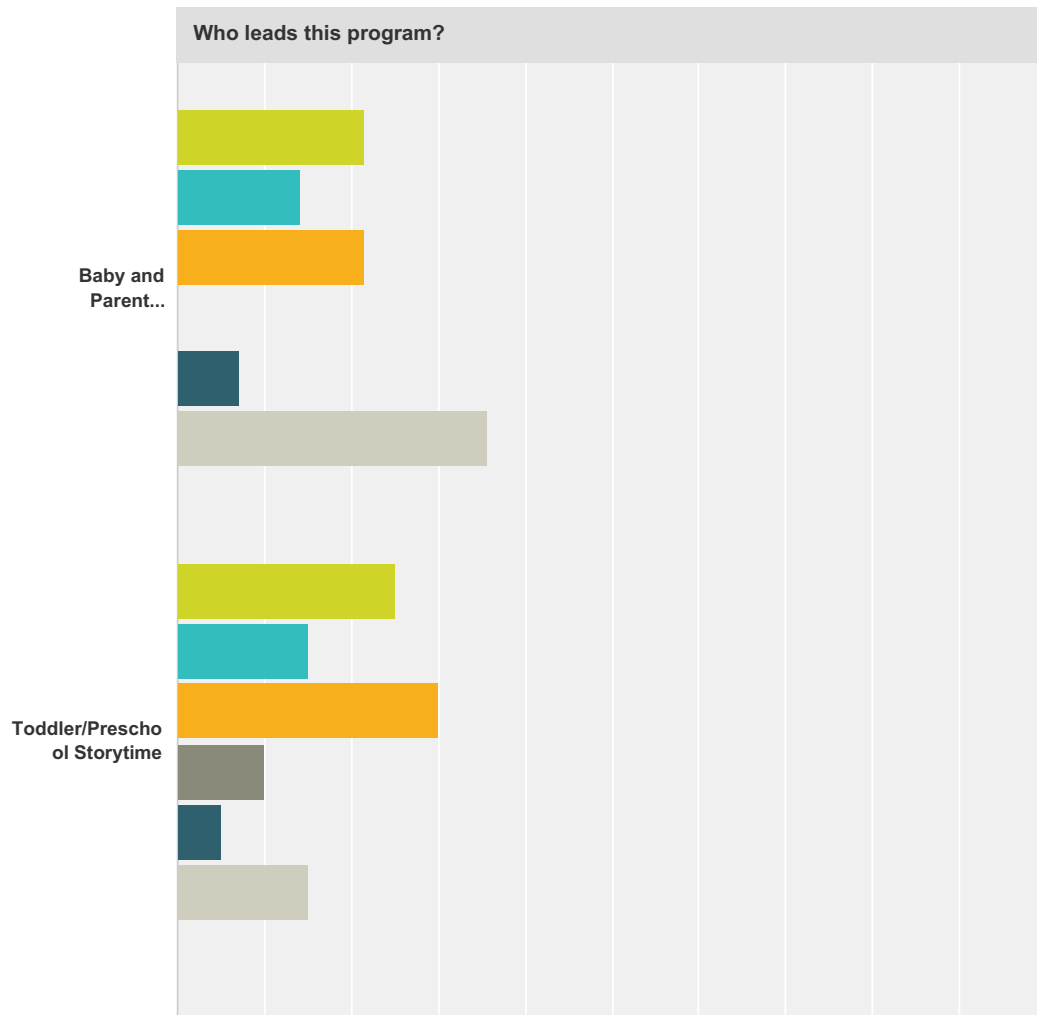
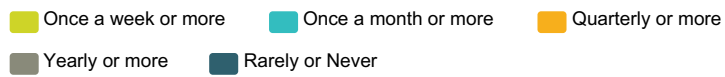
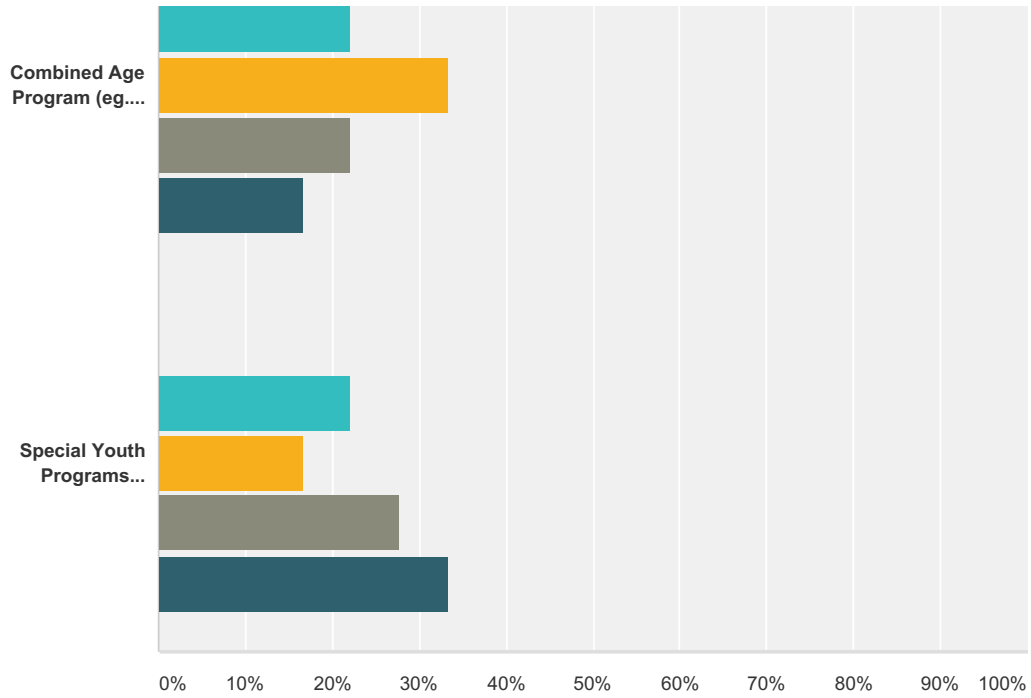


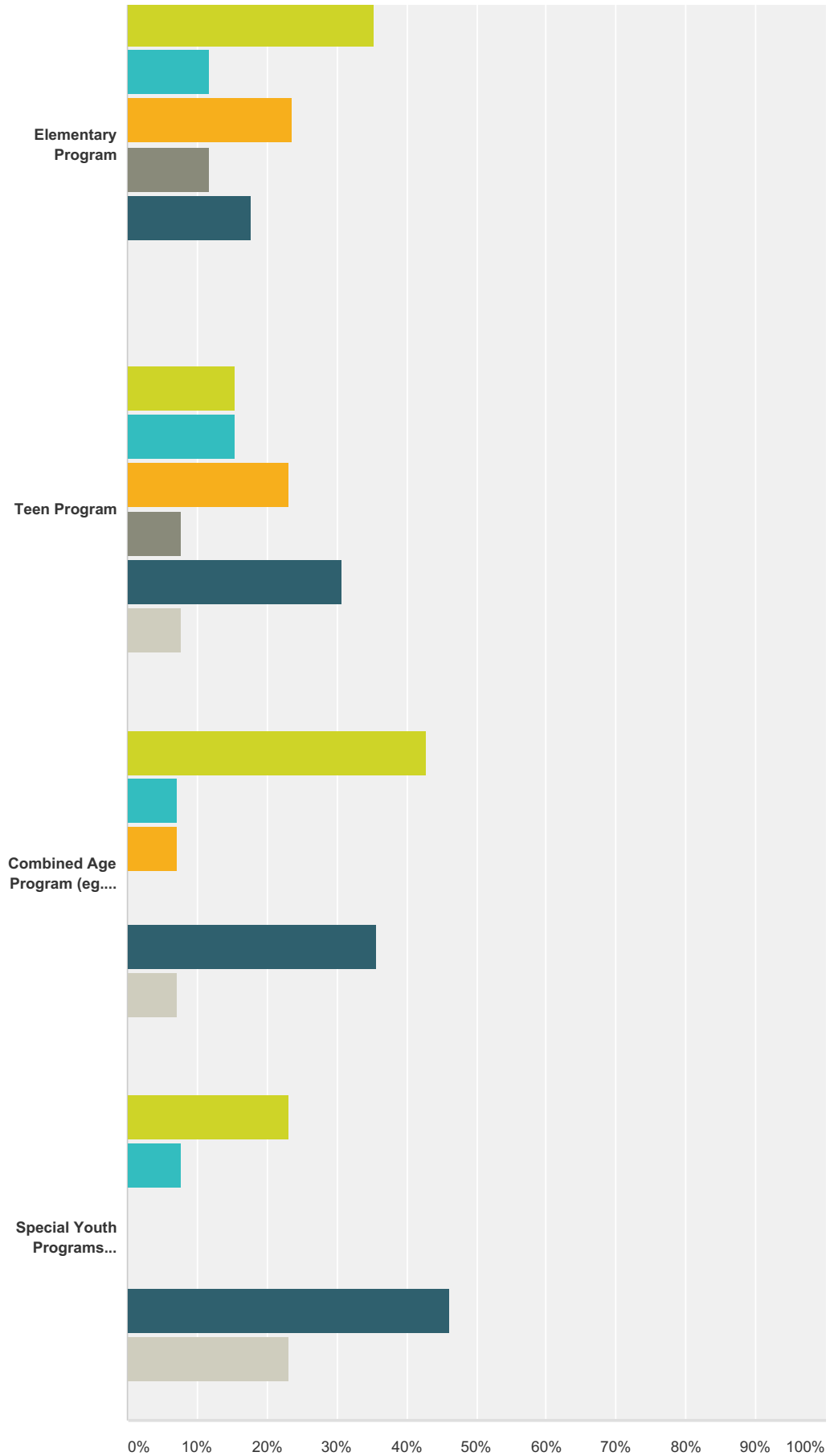
Answer Choices	Responses
Yes	50.00% 26
No	50.00% 26
Total	52

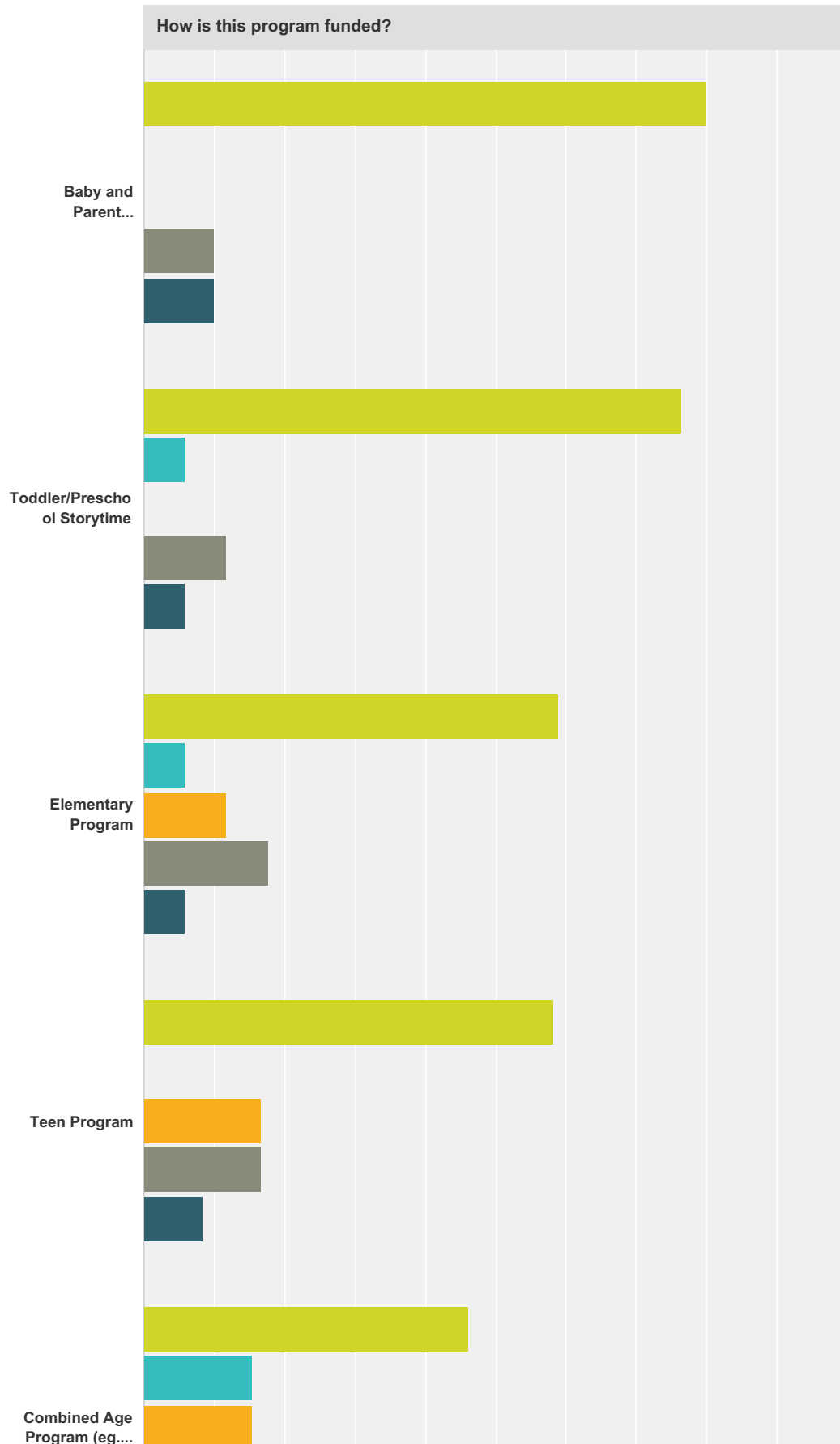
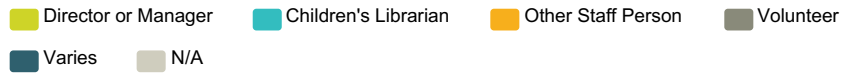
Q11 Please tell us about your youth programs:

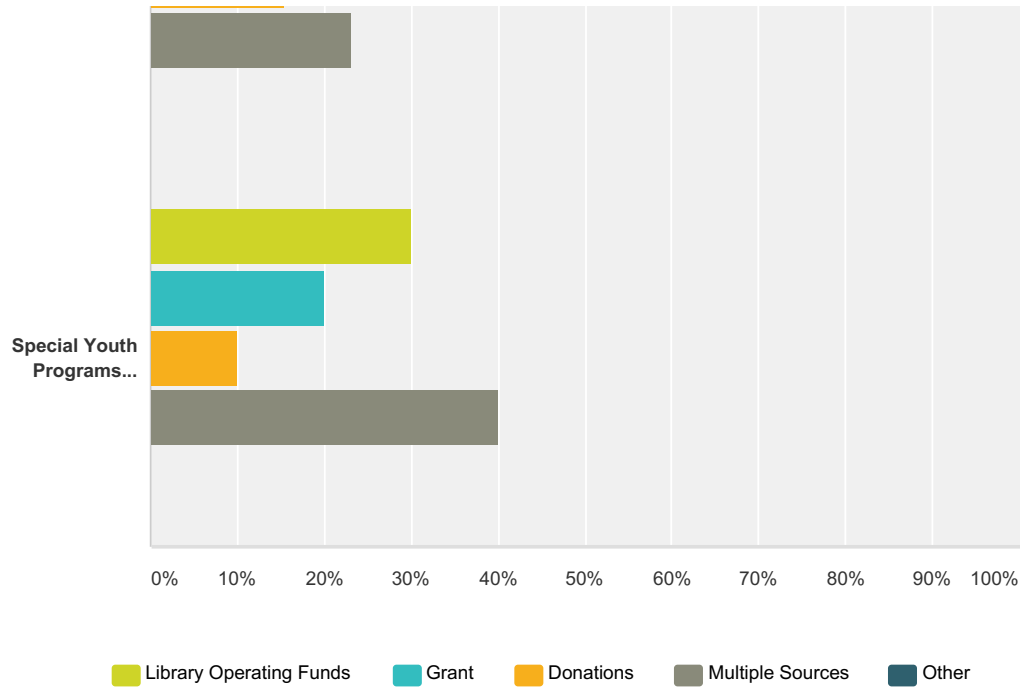
Answered: 24 Skipped: 30



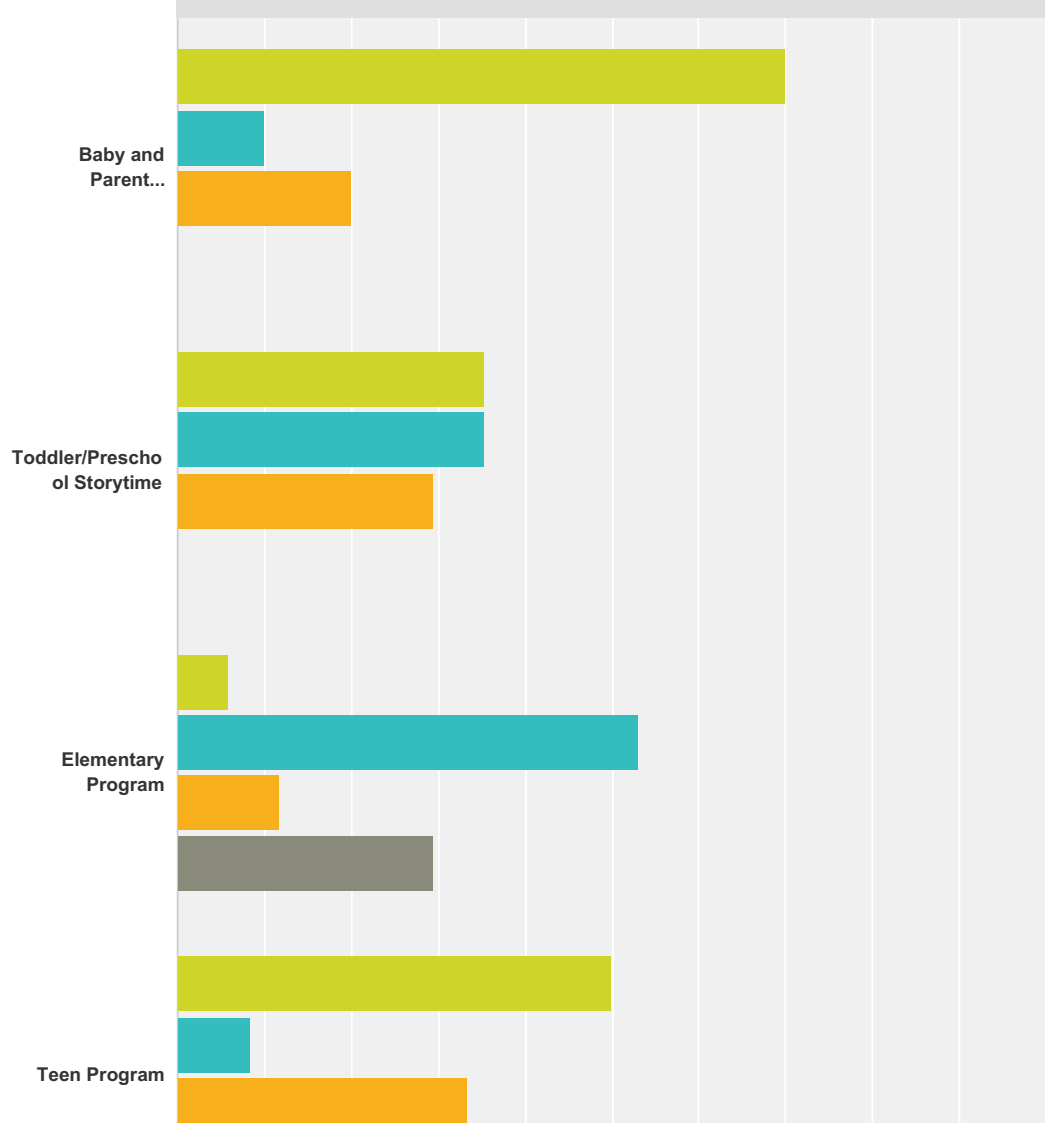


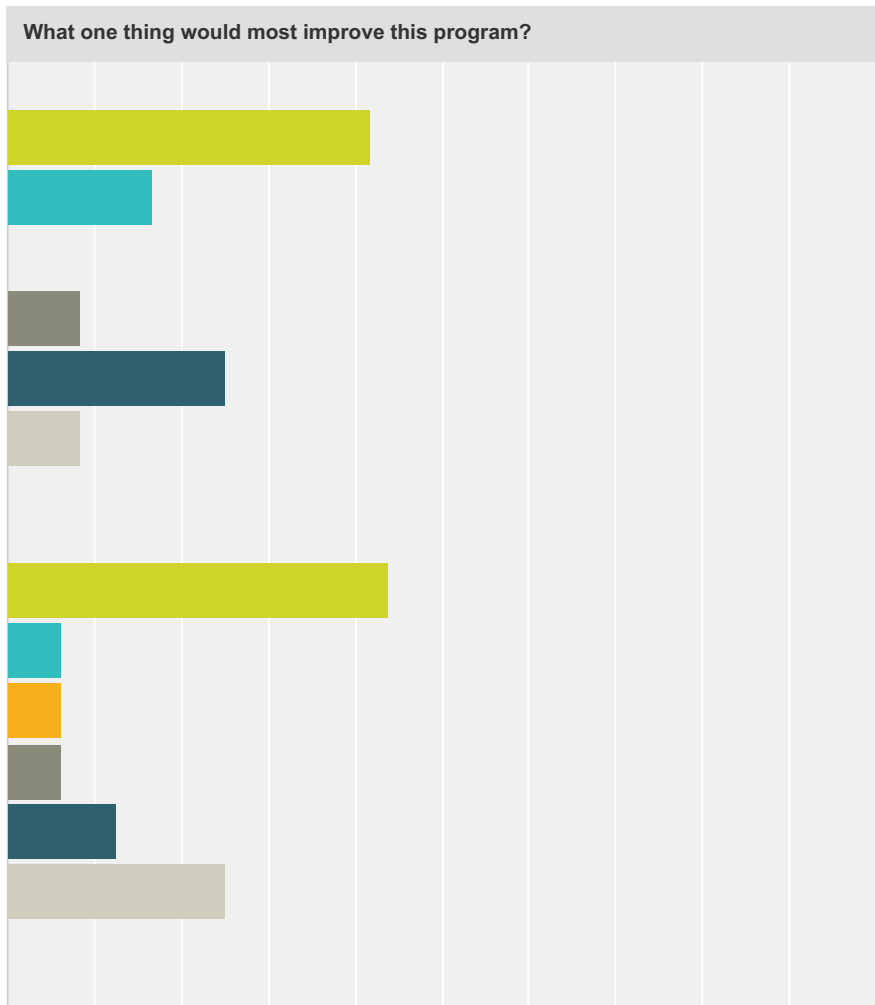
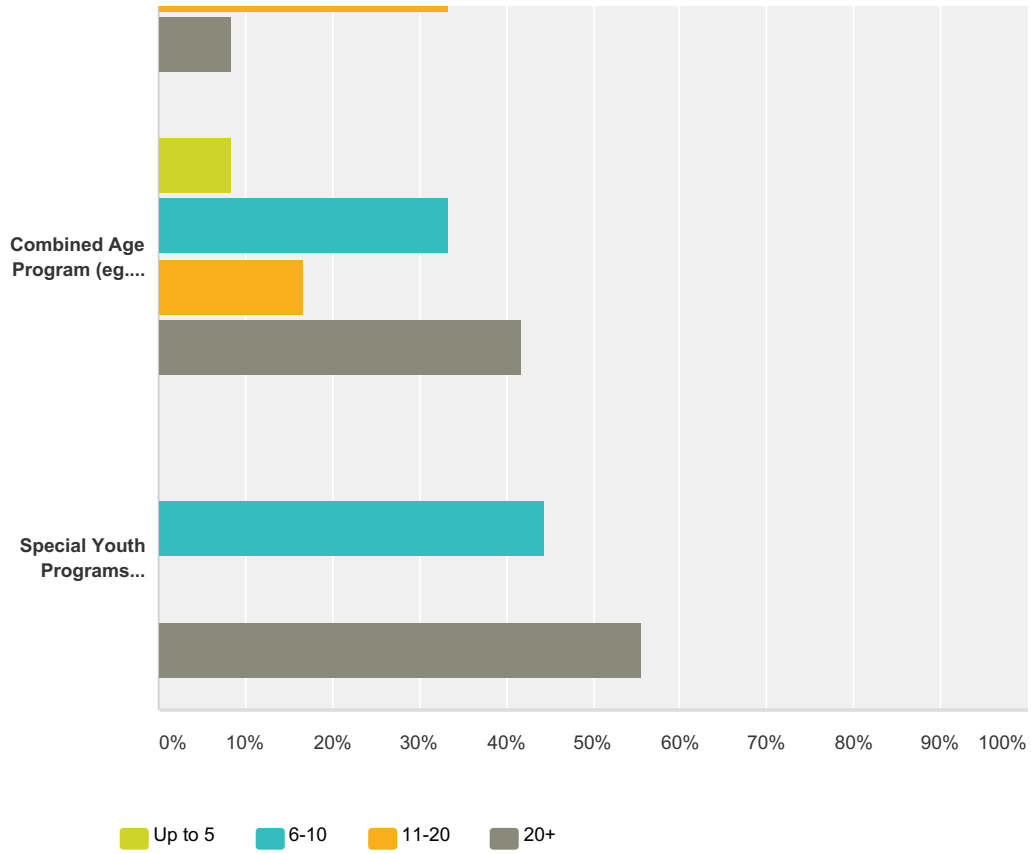


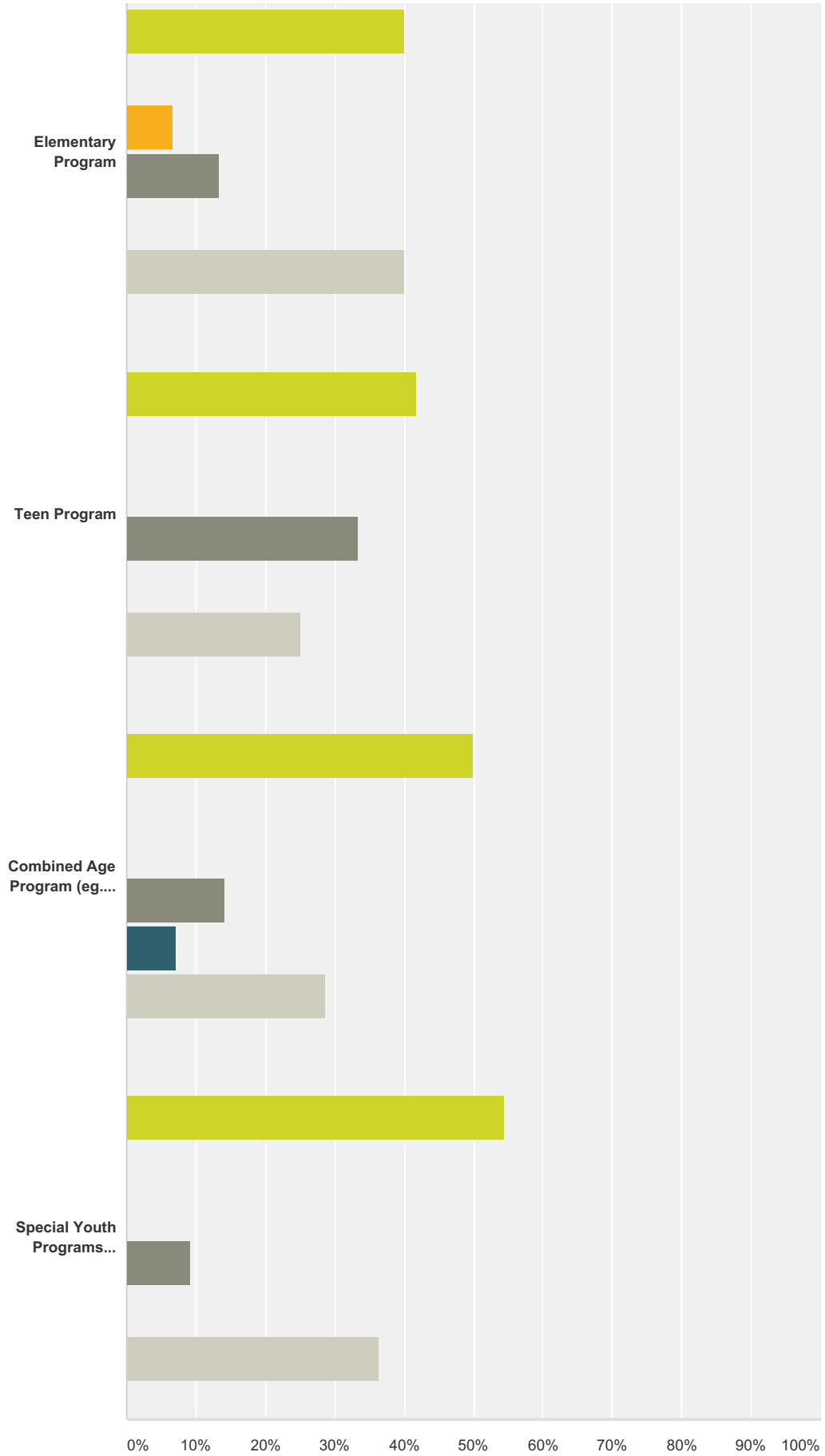




What is the average attendance?







- Better funding
- More time to prepare
- Staff training
- Better advertising
- Collaboration with other organizations
- N/A or Other

How often do you hold this program?						
	Once a week or more	Once a month or more	Quarterly or more	Yearly or more	Rarely or Never	Total
Baby and Parent Storytime	26.09% 6	0.00% 0	13.04% 3	0.00% 0	60.87% 14	23
Toddler/Preschool Storytime	47.83% 11	8.70% 2	8.70% 2	13.04% 3	21.74% 5	23
Elementary Program	25.00% 5	10.00% 2	30.00% 6	30.00% 6	5.00% 1	20
Teen Program	11.11% 2	5.56% 1	22.22% 4	27.78% 5	33.33% 6	18
Combined Age Program (eg. Program for entire family)	5.56% 1	22.22% 4	33.33% 6	22.22% 4	16.67% 3	18
Special Youth Programs (non-regular)	0.00% 0	22.22% 4	16.67% 3	27.78% 5	33.33% 6	18

Who leads this program?							
	Director or Manager	Children's Librarian	Other Staff Person	Volunteer	Varies	N/A	Total
Baby and Parent Storytime	21.43% 3	14.29% 2	21.43% 3	0.00% 0	7.14% 1	35.71% 5	14
Toddler/Preschool Storytime	25.00% 5	15.00% 3	30.00% 6	10.00% 2	5.00% 1	15.00% 3	20
Elementary Program	35.29% 6	11.76% 2	23.53% 4	11.76% 2	17.65% 3	0.00% 0	17
Teen Program	15.38% 2	15.38% 2	23.08% 3	7.69% 1	30.77% 4	7.69% 1	13
Combined Age Program (eg. Program for entire family)	42.86% 6	7.14% 1	7.14% 1	0.00% 0	35.71% 5	7.14% 1	14
Special Youth Programs (non-regular)	23.08% 3	7.69% 1	0.00% 0	0.00% 0	46.15% 6	23.08% 3	13

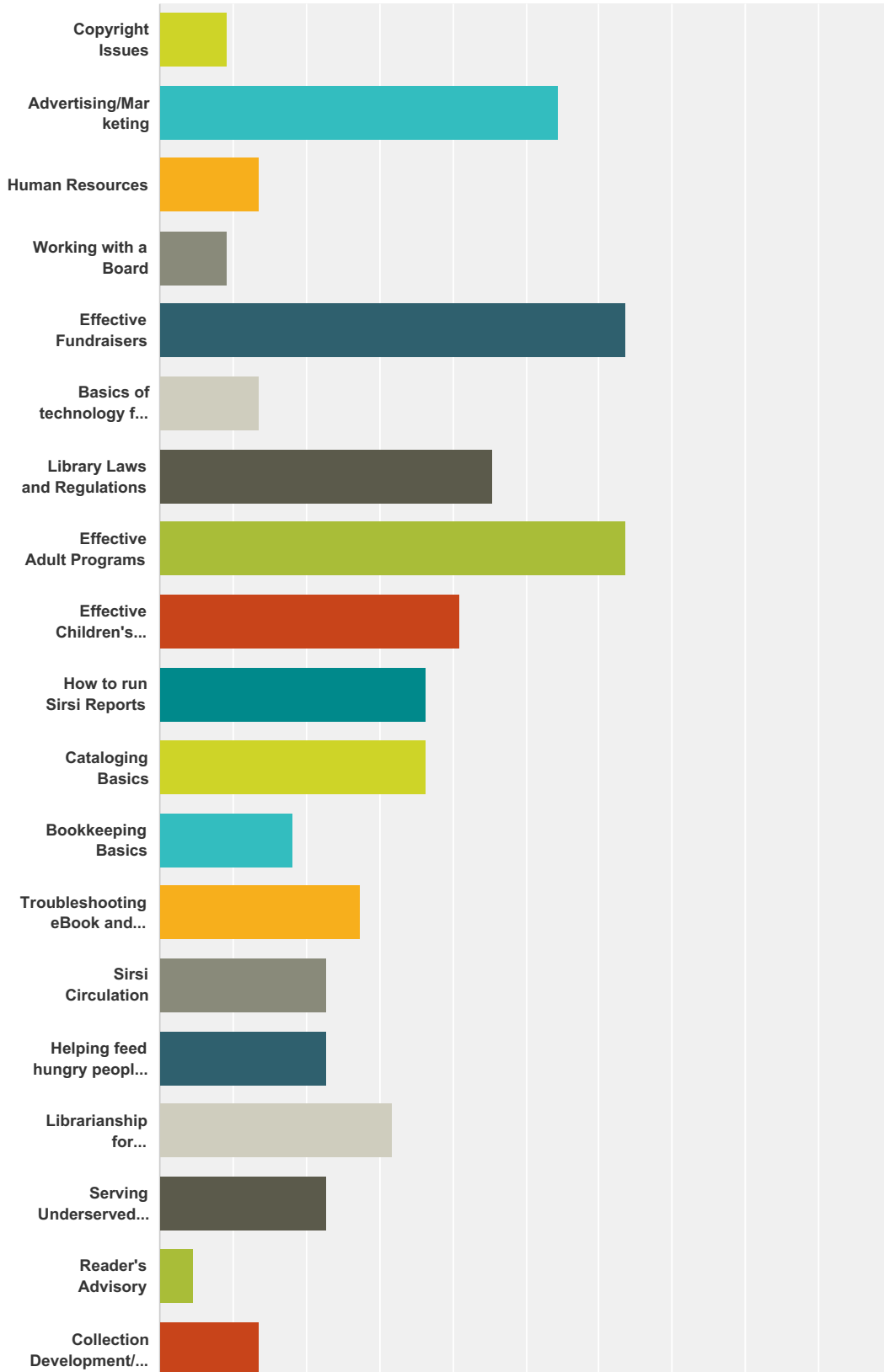
How is this program funded?						
	Library Operating Funds	Grant	Donations	Multiple Sources	Other	Total
Baby and Parent Storytime	80.00% 8	0.00% 0	0.00% 0	10.00% 1	10.00% 1	10
Toddler/Preschool Storytime	76.47% 13	5.88% 1	0.00% 0	11.76% 2	5.88% 1	17
Elementary Program	58.82% 10	5.88% 1	11.76% 2	17.65% 3	5.88% 1	17
Teen Program	58.33% 7	0.00% 0	16.67% 2	16.67% 2	8.33% 1	12
Combined Age Program (eg. Program for entire family)	46.15% 6	15.38% 2	15.38% 2	23.08% 3	0.00% 0	13
Special Youth Programs (non-regular)	30.00% 3	20.00% 2	10.00% 1	40.00% 4	0.00% 0	10

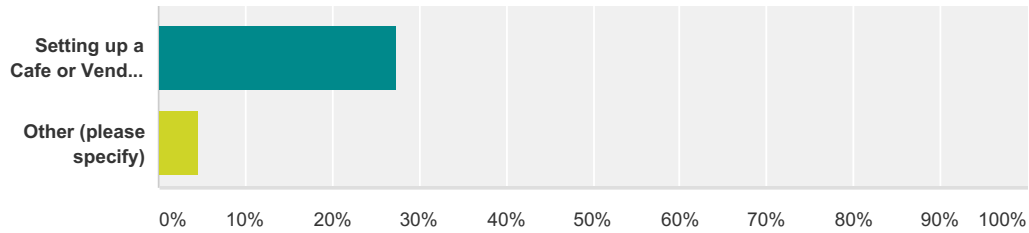
What is the average attendance?					
	Up to 5	6-10	11-20	20+	Total
Baby and Parent Storytime	70.00% 7	10.00% 1	20.00% 2	0.00% 0	10
Toddler/Preschool Storytime	35.29% 6	35.29% 6	29.41% 5	0.00% 0	17
Elementary Program	5.88% 1	52.94% 9	11.76% 2	29.41% 5	17
Teen Program	50.00% 6	8.33% 1	33.33% 4	8.33% 1	12
Combined Age Program (eg. Program for entire family)	8.33% 1	33.33% 4	16.67% 2	41.67% 5	12
Special Youth Programs (non-regular)	0.00% 0	44.44% 4	0.00% 0	55.56% 5	9

What one thing would most improve this program?							
	Better funding	More time to prepare	Staff training	Better advertising	Collaboration with other organizations	N/A or Other	Total
Baby and Parent Storytime	41.67% 5	16.67% 2	0.00% 0	8.33% 1	25.00% 3	8.33% 1	12
Toddler/Preschool Storytime	43.75% 7	6.25% 1	6.25% 1	6.25% 1	12.50% 2	25.00% 4	16
Elementary Program	40.00% 6	0.00% 0	6.67% 1	13.33% 2	0.00% 0	40.00% 6	15
Teen Program	41.67% 5	0.00% 0	0.00% 0	33.33% 4	0.00% 0	25.00% 3	12
Combined Age Program (eg. Program for entire family)	50.00% 7	0.00% 0	0.00% 0	14.29% 2	7.14% 1	28.57% 4	14
Special Youth Programs (non-regular)	54.55% 6	0.00% 0	0.00% 0	9.09% 1	0.00% 0	36.36% 4	11

Q12 Does your library need assistance with any of the following issues? (select all that apply)

Answered: 22 Skipped: 32

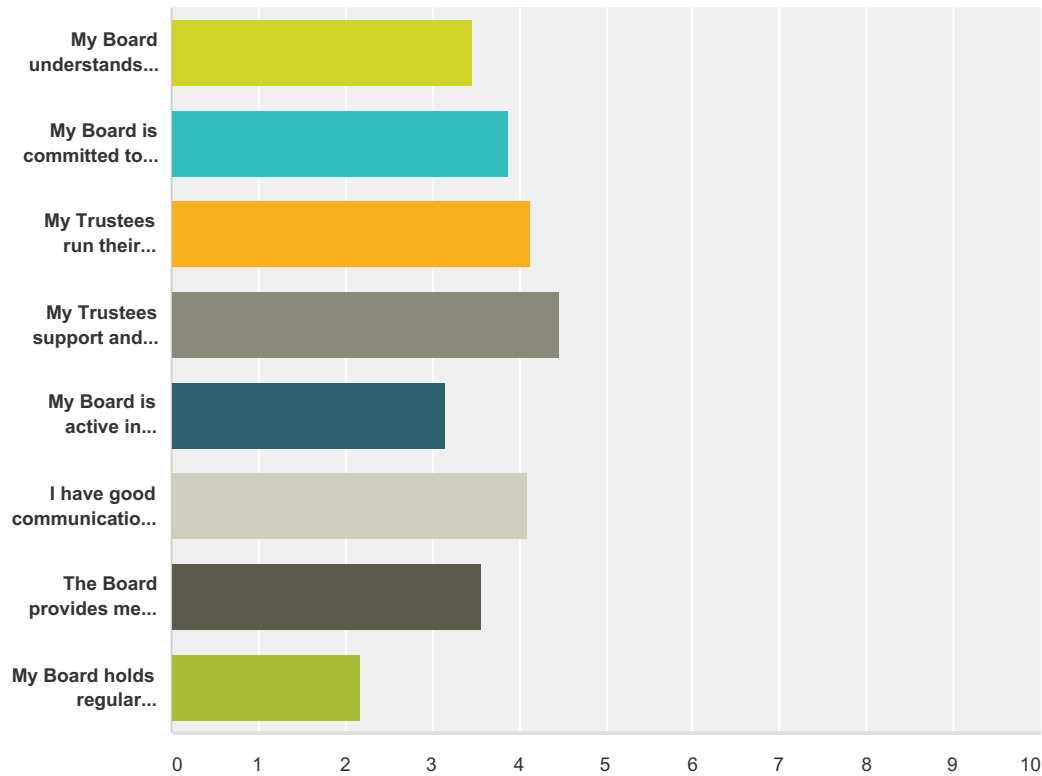




Answer Choices	Responses
Copyright Issues	9.09% 2
Advertising/Marketing	54.55% 12
Human Resources	13.64% 3
Working with a Board	9.09% 2
Effective Fundraisers	63.64% 14
Basics of technology for public librarians	13.64% 3
Library Laws and Regulations	45.45% 10
Effective Adult Programs	63.64% 14
Effective Children's Programs	40.91% 9
How to run Sirsi Reports	36.36% 8
Cataloging Basics	36.36% 8
Bookkeeping Basics	18.18% 4
Troubleshooting eBook and eMagazine issues	27.27% 6
Sirsi Circulation	22.73% 5
Helping feed hungry people in your community	22.73% 5
Librarianship for Non-Librarians	31.82% 7
Serving Underserved communities	22.73% 5
Reader's Advisory	4.55% 1
Collection Development/Book Selection	13.64% 3
Setting up a Cafe or Vending Machine	27.27% 6
Other (please specify)	4.55% 1
Total Respondents: 22	

Q13 In regards to your Board of Trustees, would you agree or disagree with the following statements?

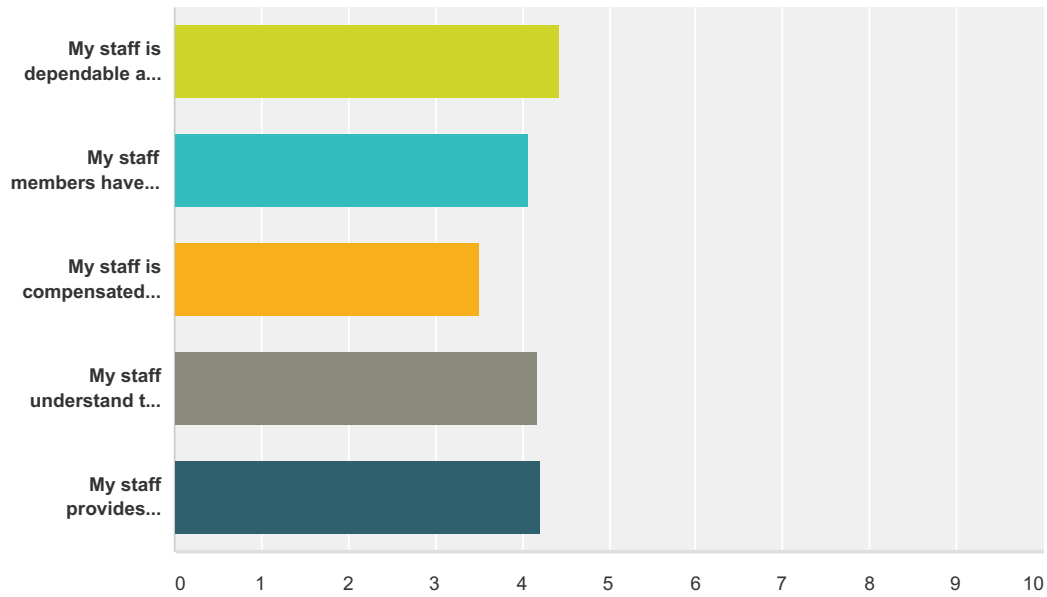
Answered: 26 Skipped: 28



	Strongly Disagree	Disagree	Neutral	Agree	Strongly Agree	Total	Weighted Average
My Board understands their role in the library	8.33% 2	12.50% 3	20.83% 5	41.67% 10	16.67% 4	24	3.46
My Board is committed to strengthening the library	4.17% 1	0.00% 0	25.00% 6	45.83% 11	25.00% 6	24	3.88
My Trustees run their Meetings ethically, legally, and effectively	4.17% 1	4.17% 1	4.17% 1	50.00% 12	37.50% 9	24	4.13
My Trustees support and trust me	4.17% 1	0.00% 0	4.17% 1	29.17% 7	62.50% 15	24	4.46
My Board is active in raising funds for the library	12.00% 3	16.00% 4	20.00% 5	48.00% 12	4.00% 1	25	3.16
I have good communication with my Board Members	8.70% 2	0.00% 0	4.35% 1	47.83% 11	39.13% 9	23	4.09
The Board provides me with a fair salary and benefits package	8.33% 2	8.33% 2	25.00% 6	33.33% 8	25.00% 6	24	3.58
My Board holds regular committee meetings in between regular meetings	30.43% 7	30.43% 7	30.43% 7	8.70% 2	0.00% 0	23	2.17

Q14 In regards to your Staff, in general would you agree or disagree with the following statements?

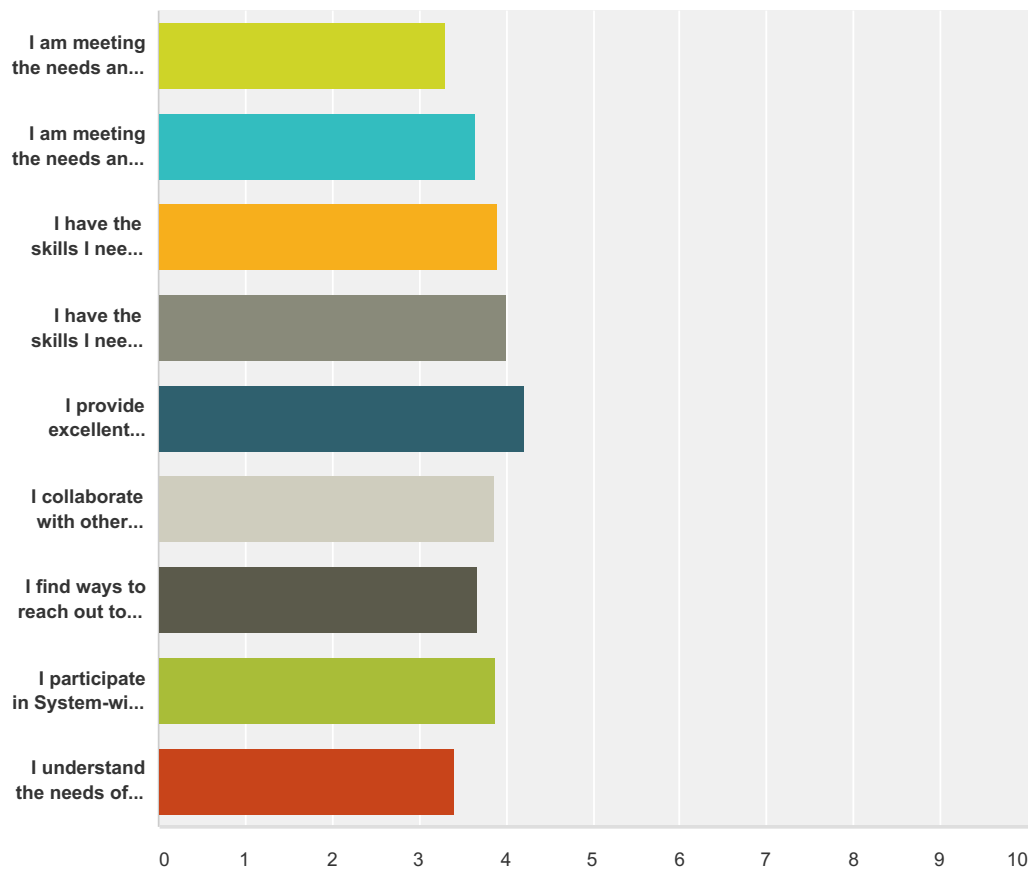
Answered: 24 Skipped: 30



	Strongly Disagree	Disagree	Neutral	Agree	Strongly Agree	Total	Weighted Average
My staff is dependable and trustworthy	4.17% 1	4.17% 1	0.00% 0	29.17% 7	62.50% 15	24	4.42
My staff members have the skills they need to do their jobs effectively	4.17% 1	0.00% 0	12.50% 3	50.00% 12	33.33% 8	24	4.08
My staff is compensated fairly for their work	8.33% 2	12.50% 3	20.83% 5	37.50% 9	20.83% 5	24	3.50
My staff understand the importance of our library in the community	4.35% 1	4.35% 1	4.35% 1	43.48% 10	43.48% 10	23	4.17
My staff provides excellent customer service	4.35% 1	4.35% 1	0.00% 0	47.83% 11	43.48% 10	23	4.22

Q15 In regards to Yourself, would you agree or disagree with the following statements?

Answered: 26 Skipped: 28

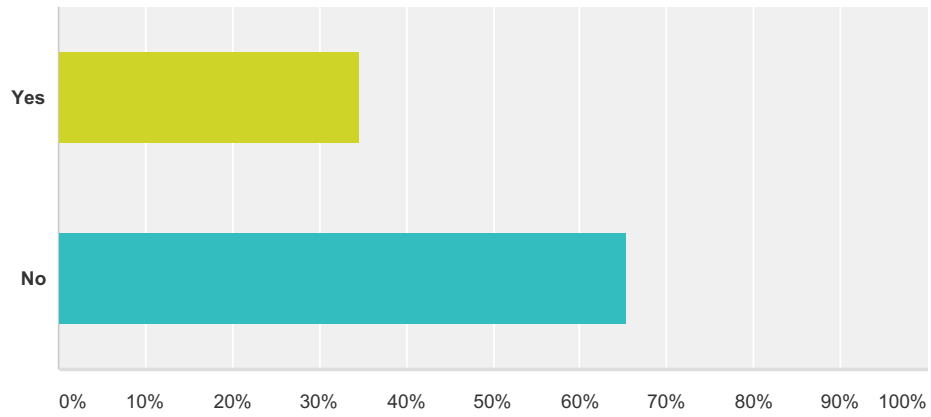


	Strongly Disagree	Disagree	Neutral	Agree	Strongly Agree	Total	Weighted Average
I am meeting the needs and wants of my community for Adult Programs	4.17% 1	16.67% 4	37.50% 9	29.17% 7	12.50% 3	24	3.29
I am meeting the needs and wants of my community for Children's Programs	4.35% 1	4.35% 1	26.09% 6	52.17% 12	13.04% 3	23	3.65
I have the skills I need to be a public librarian	4.35% 1	0.00% 0	21.74% 5	47.83% 11	26.09% 6	23	3.91
I have the skills I need to manage my staff	4.35% 1	0.00% 0	21.74% 5	39.13% 9	34.78% 8	23	4.00
I provide excellent customer service	4.17% 1	4.17% 1	8.33% 2	33.33% 8	50.00% 12	24	4.21
I collaborate with other organizations in my community	4.35% 1	0.00% 0	17.39% 4	60.87% 14	17.39% 4	23	3.87
I find ways to reach out to new users in my community	4.17% 1	0.00% 0	25.00% 6	66.67% 16	4.17% 1	24	3.67
I participate in System-wide activities and communicate with other Directors/Managers	4.17% 1	4.17% 1	20.83% 5	41.67% 10	29.17% 7	24	3.88

I understand the needs of the Underserved in my community, and know how to assist them (eg. Blind, disabled, aged, minorities, unemployed)	<p>8.00% 2</p>	<p>4.00% 1</p>	<p>40.00% 10</p>	<p>36.00% 9</p>	<p>12.00% 3</p>	<p>25</p>	<p>3.40</p>
--	---------------------------	---------------------------	-----------------------------	----------------------------	----------------------------	-----------	-------------

Q16 Are you a Library Trustee?

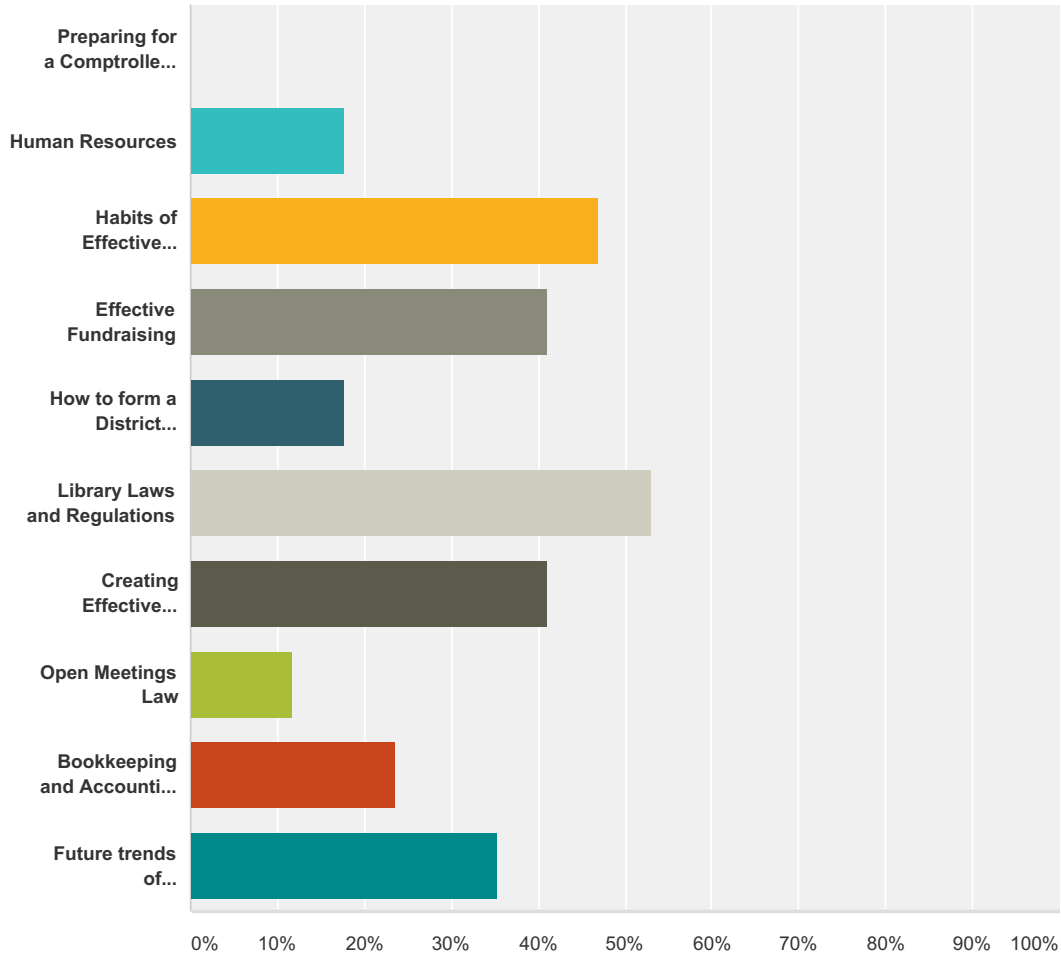
Answered: 52 Skipped: 2



Answer Choices	Responses	
Yes	34.62%	18
No	65.38%	34
Total		52

Q17 Would you be likely to attend the following workshops if offered? (select all that apply)

Answered: 17 Skipped: 37

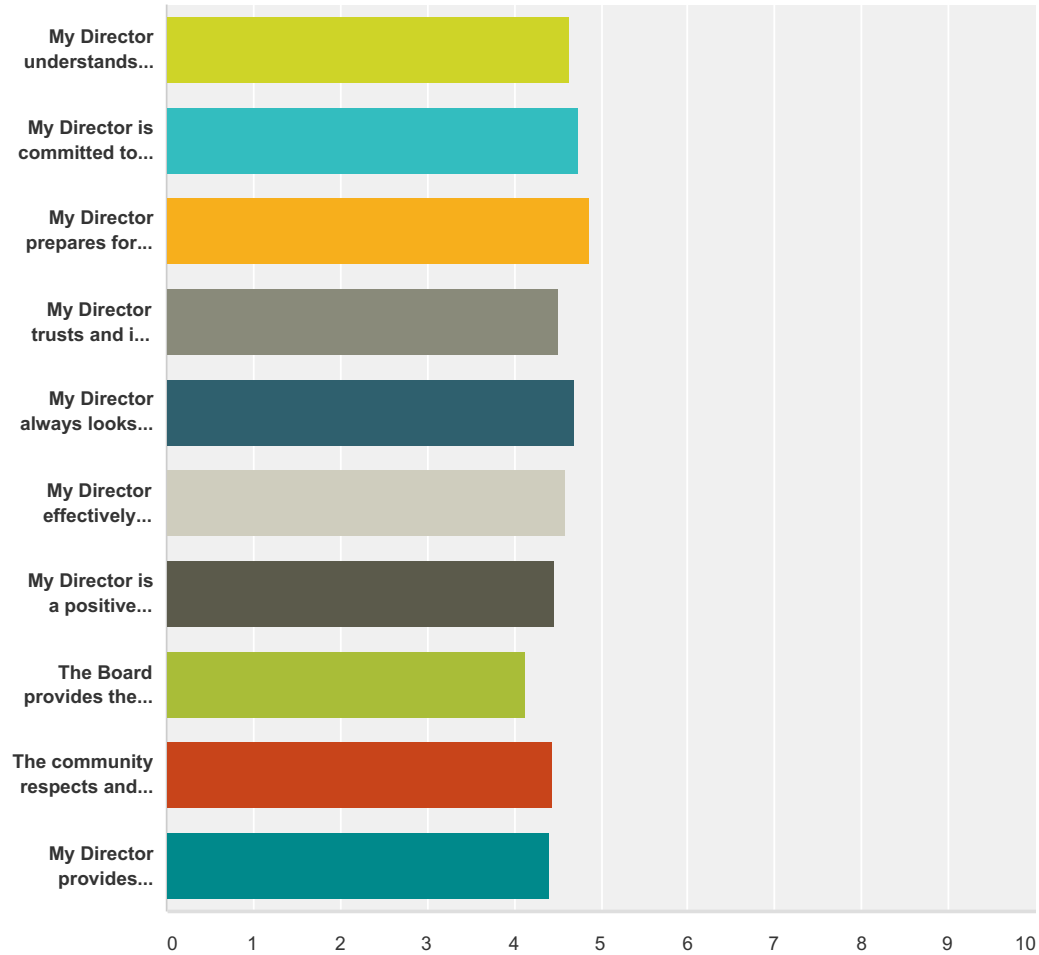


Answer Choices	Responses
Preparing for a Comptroller Audit	0.00% 0
Human Resources	17.65% 3
Habits of Effective Boards	47.06% 8
Effective Fundraising	41.18% 7
How to form a District Library	17.65% 3
Library Laws and Regulations	52.94% 9
Creating Effective Library Services and Programs	41.18% 7
Open Meetings Law	11.76% 2
Bookkeeping and Accounting Basics	23.53% 4
Future trends of librarianship	35.29% 6

Total Respondents: 17

Q18 In regards to your Director, would you agree or disagree with the following statements?

Answered: 17 Skipped: 37

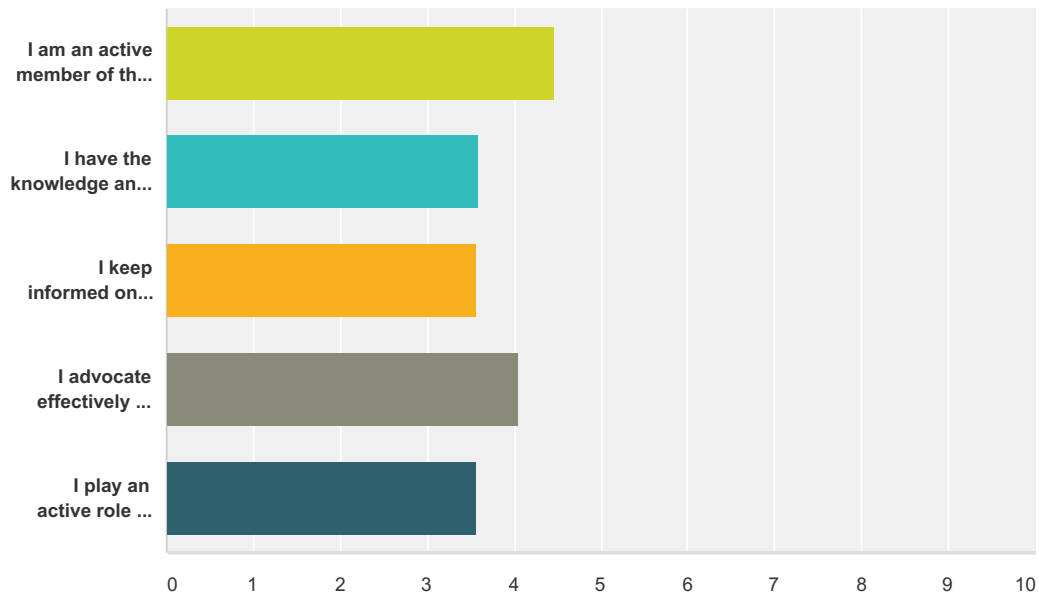


	Strongly Disagree	Disagree	Neutral	Agree	Strongly Agree	Total	Weighted Average
My Director understands his/her role in the library	0.00% 0	6.25% 1	6.25% 1	6.25% 1	81.25% 13	16	4.63
My Director is committed to strengthening the library	0.00% 0	6.67% 1	0.00% 0	6.67% 1	86.67% 13	15	4.73
My Director prepares for and participates effectively in Board Meetings	0.00% 0	0.00% 0	0.00% 0	13.33% 2	86.67% 13	15	4.87
My Director trusts and is comfortable communicating with the Board	0.00% 0	6.25% 1	0.00% 0	31.25% 5	62.50% 10	16	4.50
My Director always looks for ways to improve the library	0.00% 0	6.25% 1	0.00% 0	12.50% 2	81.25% 13	16	4.69
My Director effectively manages the staff	0.00% 0	6.67% 1	0.00% 0	20.00% 3	73.33% 11	15	4.60

My Director is a positive force in our community	0.00% 0	0.00% 0	13.33% 2	26.67% 4	60.00% 9	15	4.47
The Board provides the Director a fair Salary and Benefits package	0.00% 0	0.00% 0	20.00% 3	46.67% 7	33.33% 5	15	4.13
The community respects and trusts my Director	0.00% 0	6.25% 1	6.25% 1	25.00% 4	62.50% 10	16	4.44
My Director provides programs for all ages	0.00% 0	5.88% 1	5.88% 1	29.41% 5	58.82% 10	17	4.41

Q19 In regards to Yourself, would you agree or disagree with the following statements?

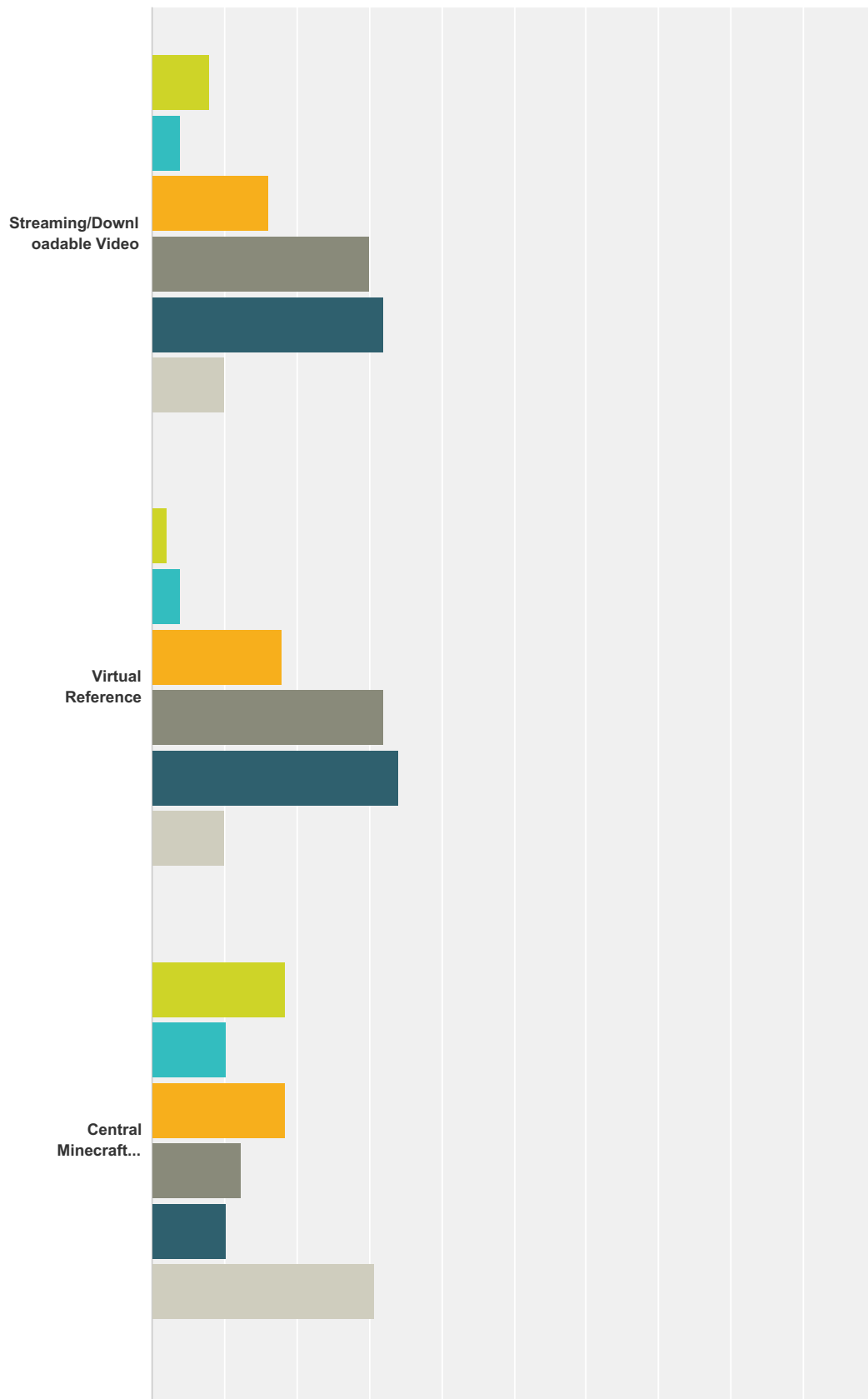
Answered: 16 Skipped: 38

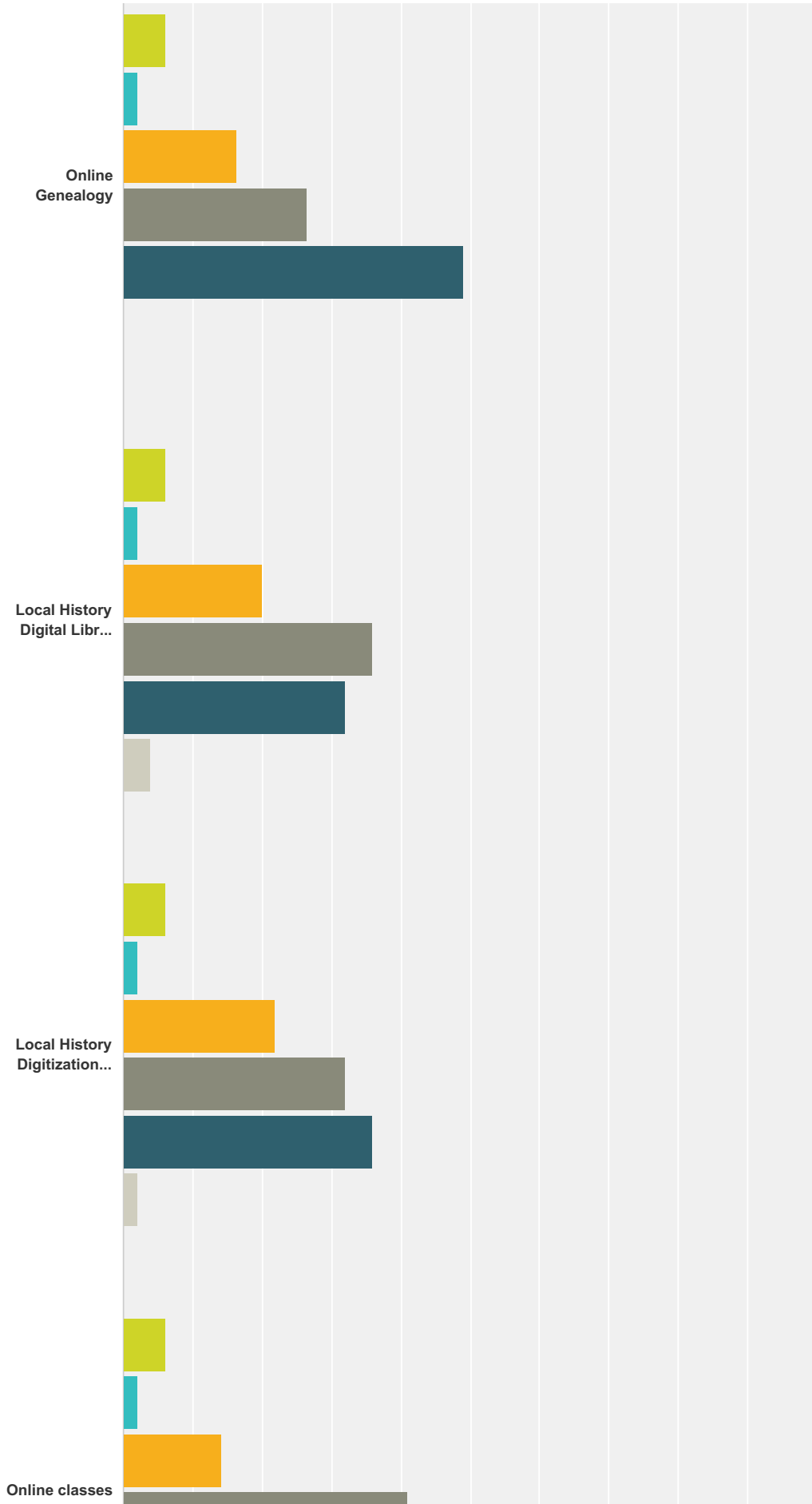


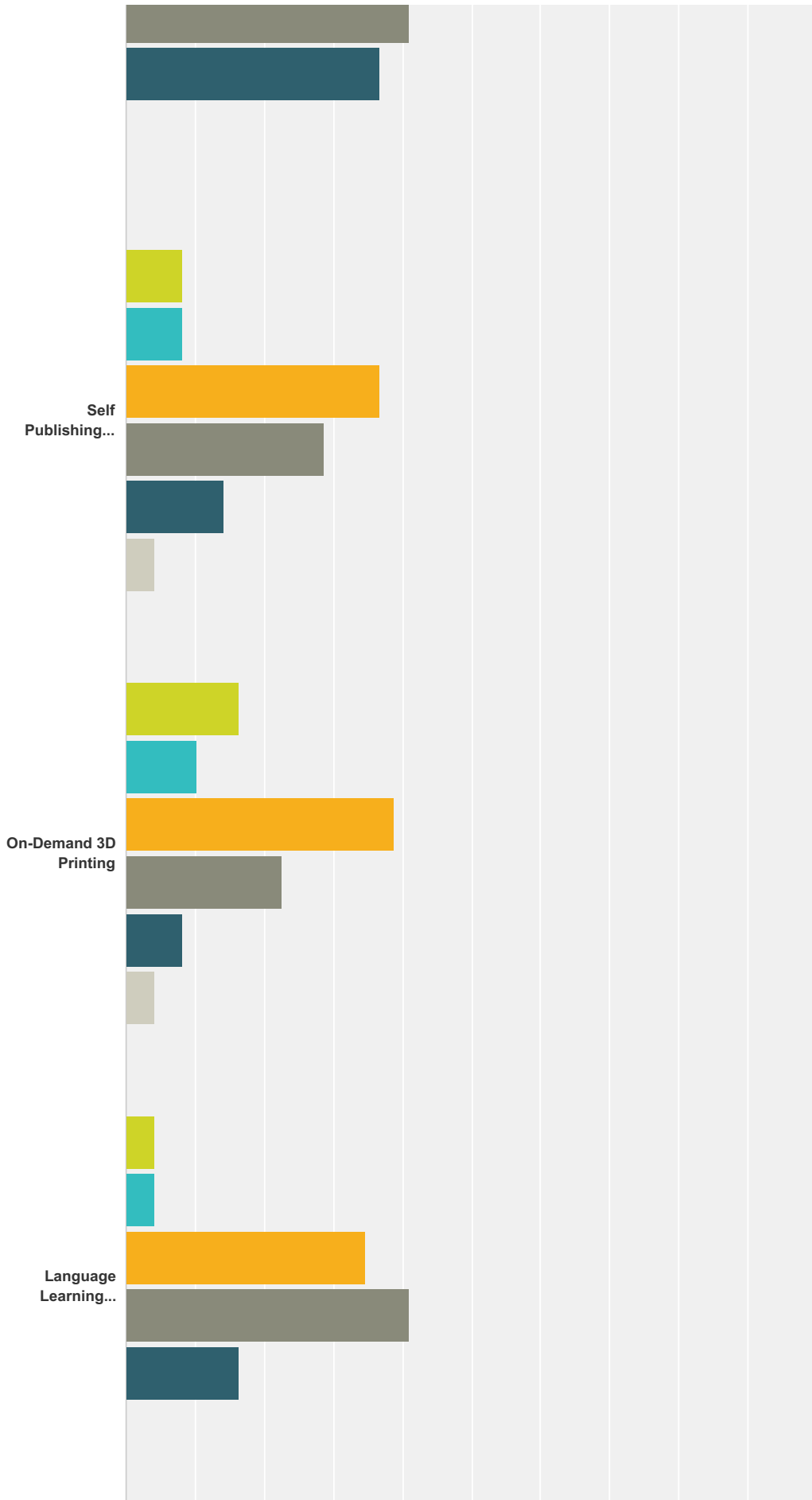
	Strongly Disagree	Disagree	Neutral	Agree	Strongly Agree	Total	Weighted Average
I am an active member of the Board	0.00% 0	0.00% 0	0.00% 0	53.33% 8	46.67% 7	15	4.47
I have the knowledge and training I need to be a Public Library Trustee	0.00% 0	13.33% 2	26.67% 4	46.67% 7	13.33% 2	15	3.60
I keep informed on issues at my library and the wider library world	0.00% 0	12.50% 2	31.25% 5	43.75% 7	12.50% 2	16	3.56
I advocate effectively for my library in my community	0.00% 0	6.25% 1	12.50% 2	50.00% 8	31.25% 5	16	4.06
I play an active role in fundraising for my library	6.25% 1	18.75% 3	12.50% 2	37.50% 6	25.00% 4	16	3.56

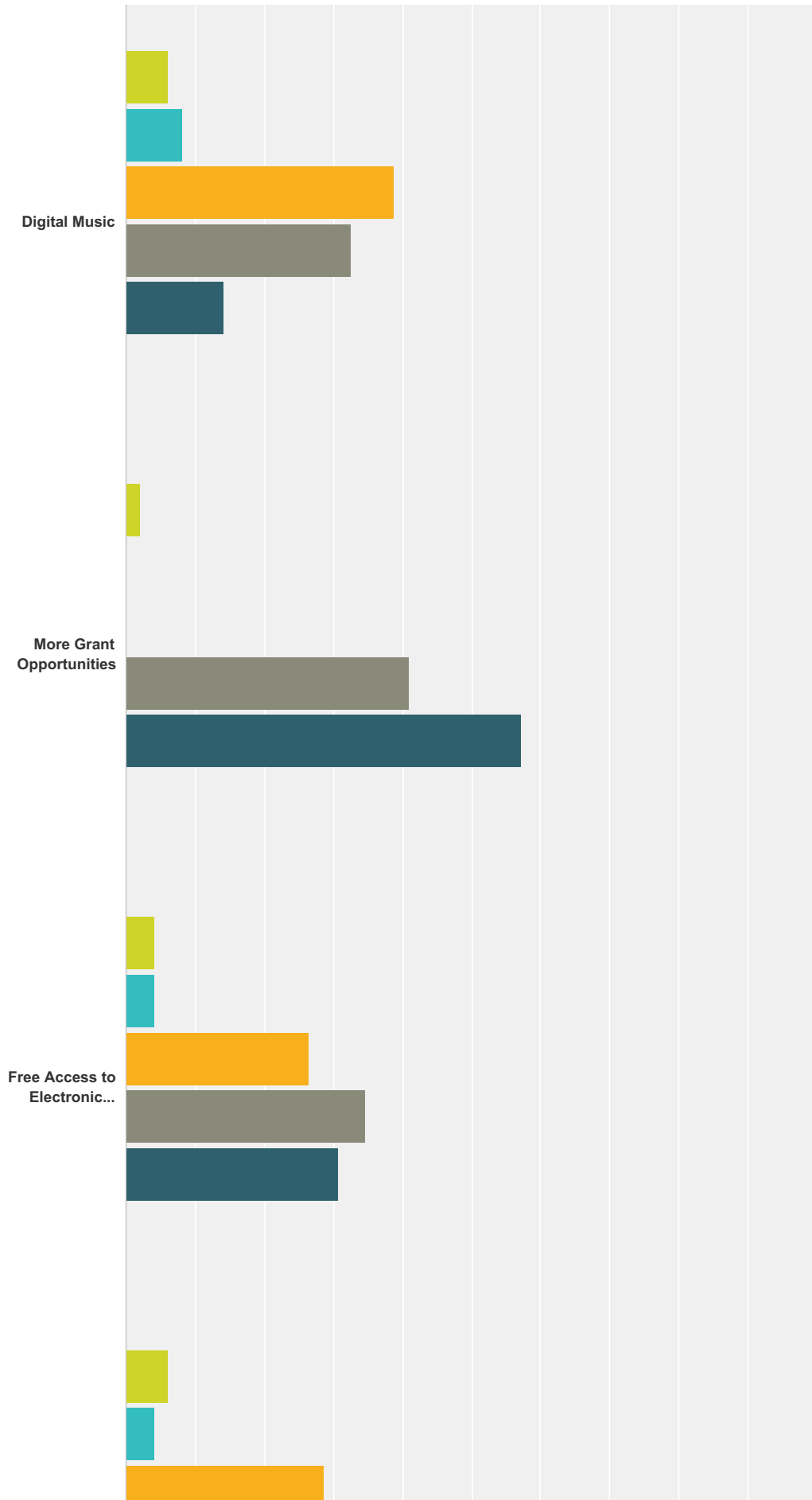
Q20 How important is it that CCLS offers the following services in the next 5 years?

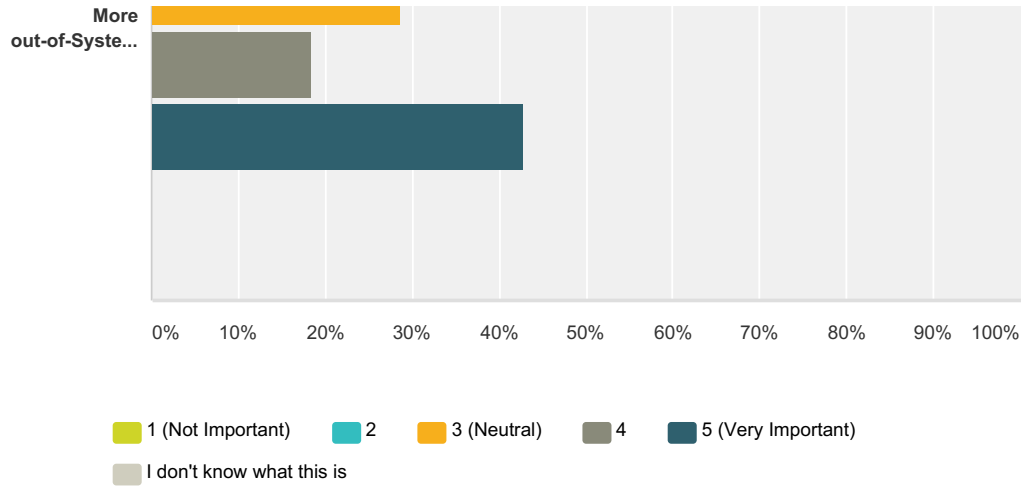
Answered: 50 Skipped: 4











	1 (Not Important)	2	3 (Neutral)	4	5 (Very Important)	I don't know what this is	Total
Streaming/Downloadable Video	8.00% 4	4.00% 2	16.00% 8	30.00% 15	32.00% 16	10.00% 5	50
Virtual Reference	2.00% 1	4.00% 2	18.00% 9	32.00% 16	34.00% 17	10.00% 5	50
Central Minecraft Server	18.37% 9	10.20% 5	18.37% 9	12.24% 6	10.20% 5	30.61% 15	49
Online Genealogy	6.12% 3	2.04% 1	16.33% 8	26.53% 13	48.98% 24	0.00% 0	49
Local History Digital Library Hosting	6.00% 3	2.00% 1	20.00% 10	36.00% 18	32.00% 16	4.00% 2	50
Local History Digitization Equipment	6.00% 3	2.00% 1	22.00% 11	32.00% 16	36.00% 18	2.00% 1	50
Online classes	6.12% 3	2.04% 1	14.29% 7	40.82% 20	36.73% 18	0.00% 0	49
Self Publishing Software	8.16% 4	8.16% 4	36.73% 18	28.57% 14	14.29% 7	4.08% 2	49
On-Demand 3D Printing	16.33% 8	10.20% 5	38.78% 19	22.45% 11	8.16% 4	4.08% 2	49
Language Learning Software	4.08% 2	4.08% 2	34.69% 17	40.82% 20	16.33% 8	0.00% 0	49
Digital Music	6.12% 3	8.16% 4	38.78% 19	32.65% 16	14.29% 7	0.00% 0	49
More Grant Opportunities	2.04% 1	0.00% 0	0.00% 0	40.82% 20	57.14% 28	0.00% 0	49
Free Access to Electronic Trade Journals (eg. Library Journal)	4.08% 2	4.08% 2	26.53% 13	34.69% 17	30.61% 15	0.00% 0	49
More out-of-System Training Opportunities (eg. grants to travel for training opportunities)	6.12% 3	4.08% 2	28.57% 14	18.37% 9	42.86% 21	0.00% 0	49

Q21 Please take this opportunity to add any other information or thoughts you have that will help us develop Library System priorities for the coming years. Thank you for your input!

Answered: 13 Skipped: 41